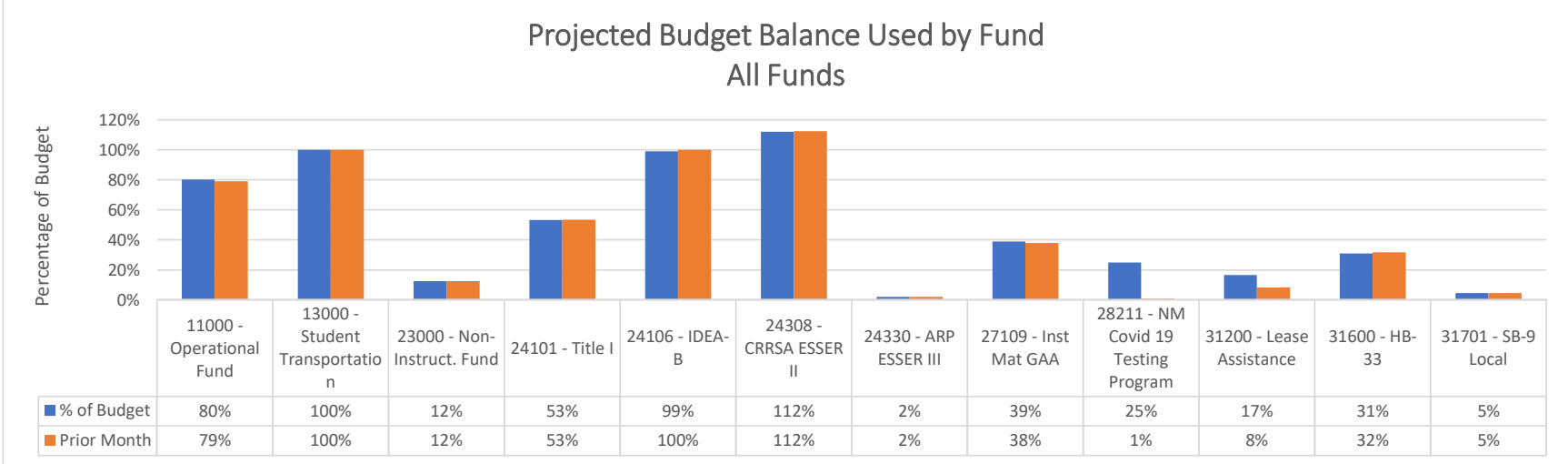
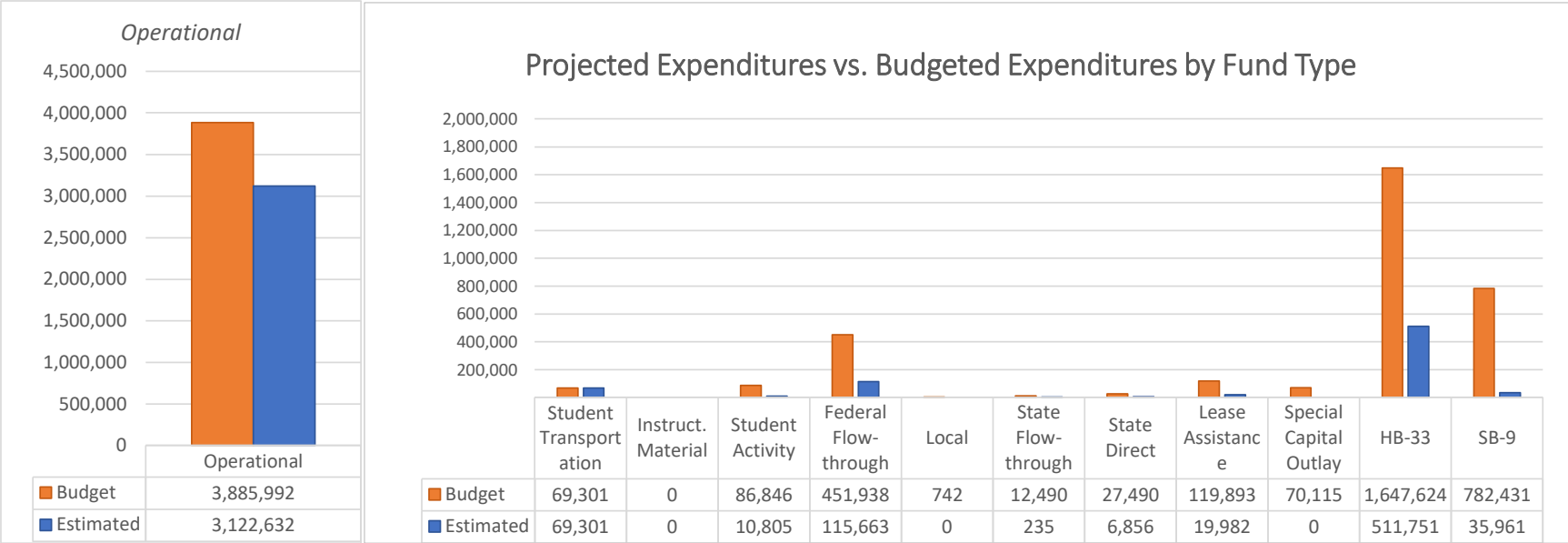


Southwest Secondary Learning Center

Expenditure Analytical Review

December 31, 2022

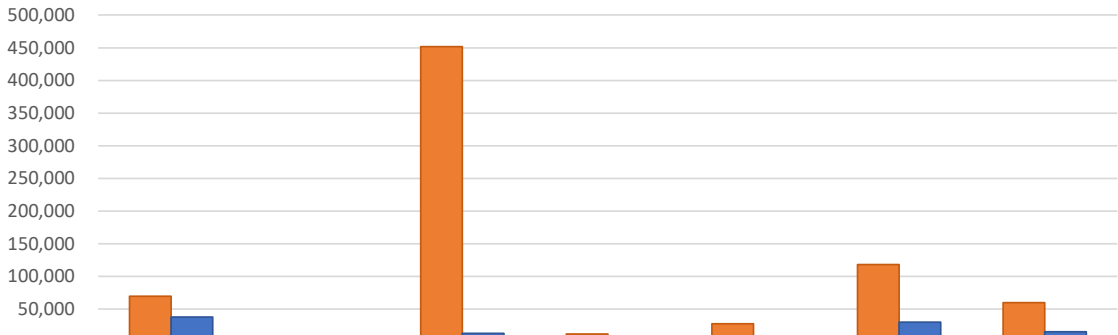


Operational Fund



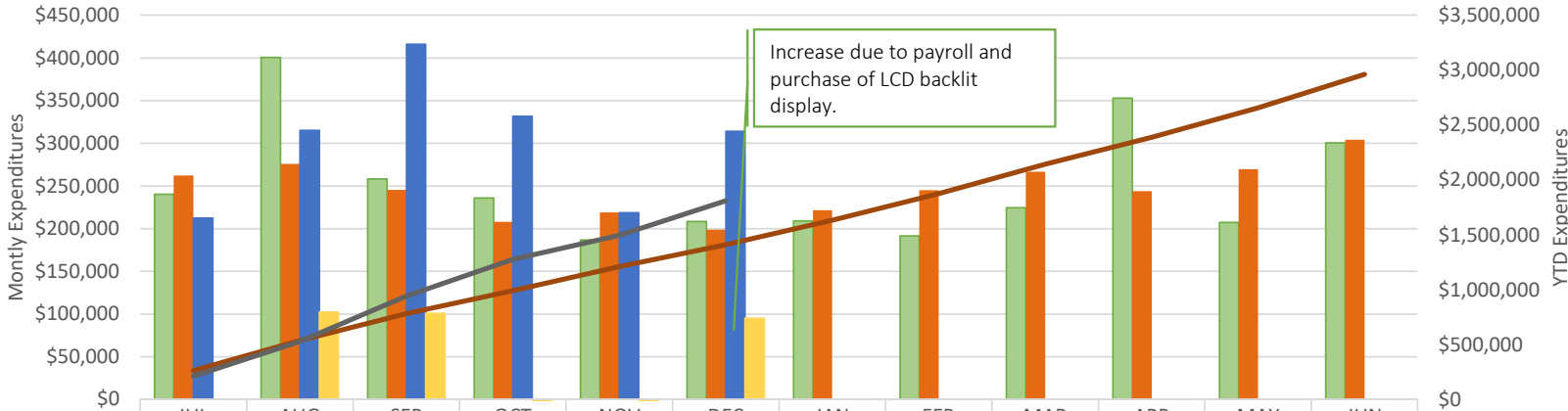
	Operational
Revenue Budget	1,751,043
Current Revenue	1,010,169
% Budget	58%

Budgeted Revenue vs. Current Year Revenue



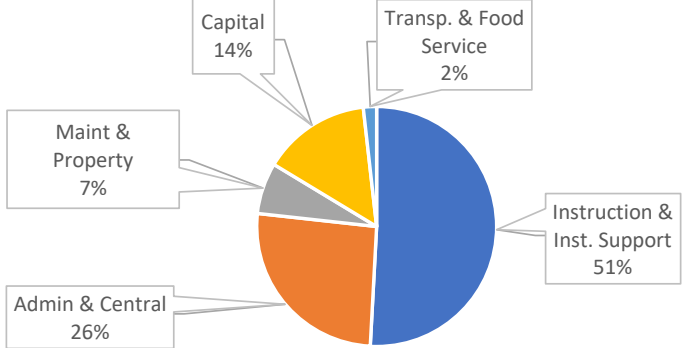
	Transportation	Student Activity	Federal Flow-through	State Flow-through	State Direct	HB-33	SB-9
Revenue Budget	69,301	4,500	451,938	11,887	27,490	117,760	59,766
Current Revenue	37,800	3,840	12,604	-	-	29,846	15,033

Yearly Expenditure Comparison by Month - All Funds

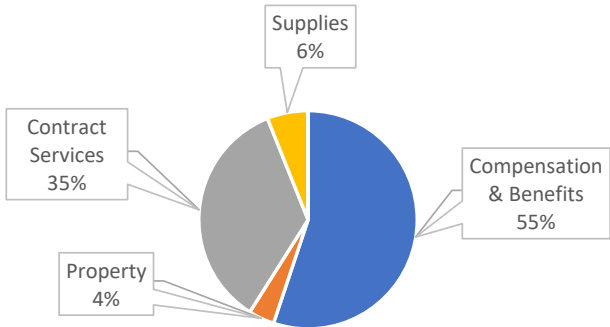


	JUL	AUG	SEP	OCT	NOV	DEC	JAN	FEB	MAR	APR	MAY	JUN
2020/2021	\$240,322	\$400,659	\$258,392	\$235,967	\$186,977	\$208,567	\$209,329	\$191,531	\$224,549	\$353,094	\$207,207	\$300,662
2021/2022	\$262,288	\$275,783	\$245,322	\$208,121	\$219,076	\$198,968	\$221,750	\$245,233	\$266,710	\$244,173	\$269,643	\$304,326
2022/2023	\$212,546	\$315,171	\$416,058	\$331,864	\$218,804	\$314,006						
Monthly Change		\$102,625	\$100,886	-\$84,193	-\$113,061	\$95,202						
YTD PY	\$262,288	\$538,071	\$783,393	\$991,514	\$1,210,58	\$1,409,55	\$1,631,30	\$1,876,54	\$2,143,25	\$2,387,42	\$2,657,06	\$2,961,39
YTD	\$212,546	\$527,718	\$943,775	\$1,275,64	\$1,494,44	\$1,808,44						

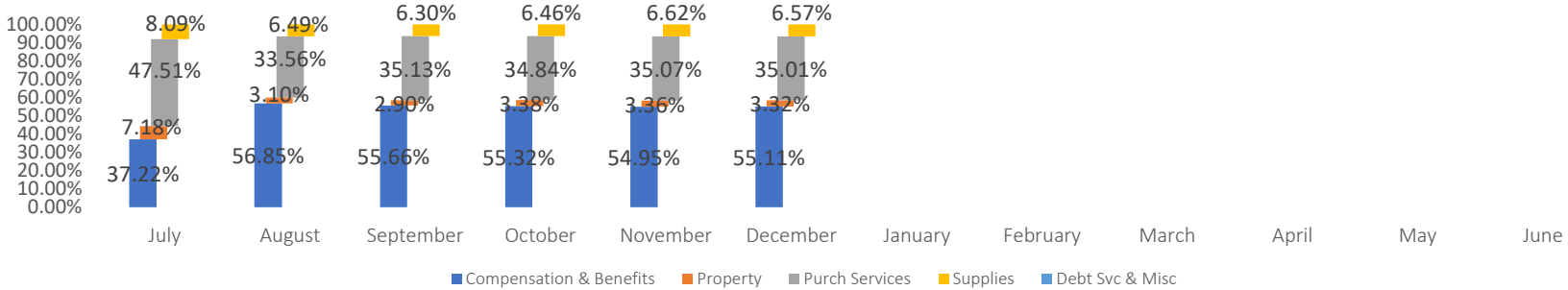
Estimated Expenditures by Function - All Funds



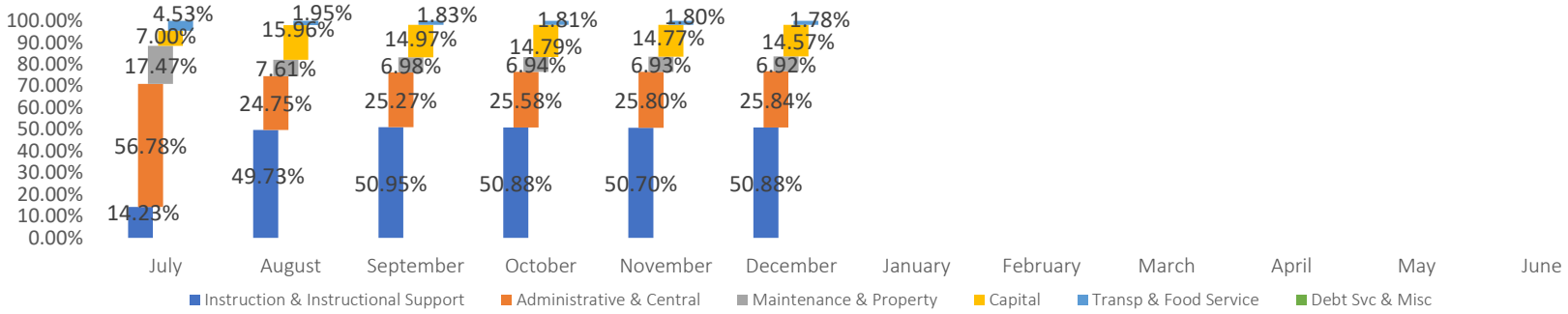
Estimated Expenditures by Object - All Funds



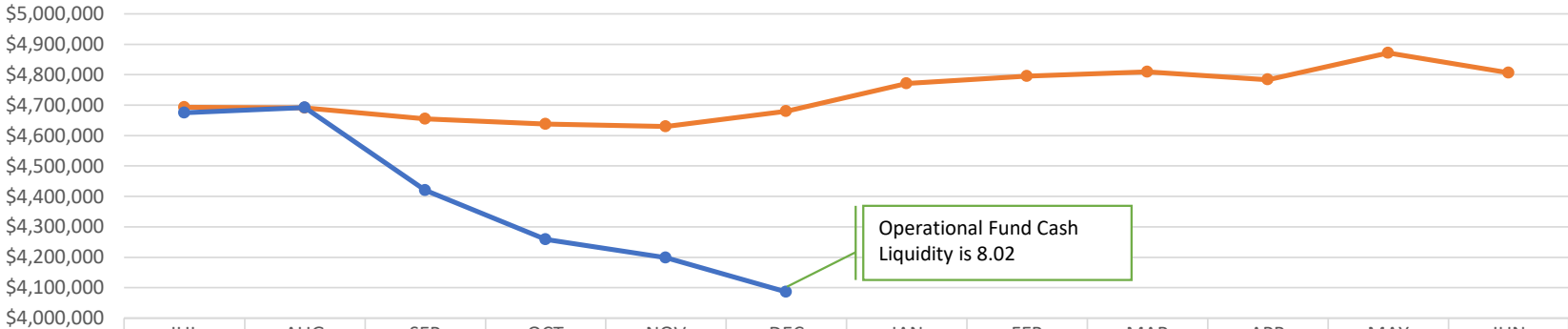
Object Code Change in Percentage by Month (All Funds - Exp & Encumbrance)



Function Code Change in Percentage by Month (All Funds - Exp & Encumbrance)

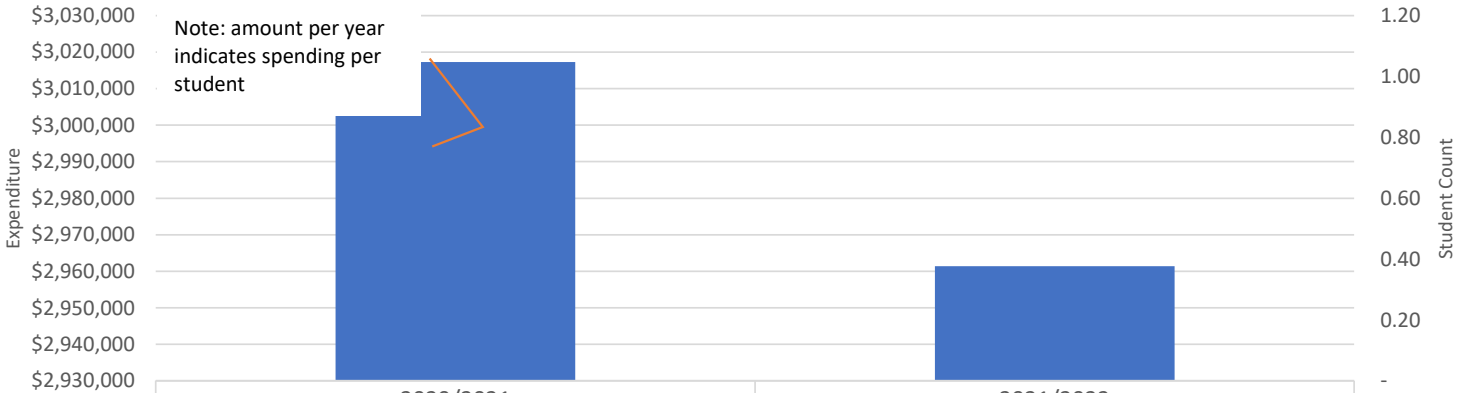


Monthly Cash Balance All Funds



	JUL	AUG	SEP	OCT	NOV	DEC	JAN	FEB	MAR	APR	MAY	JUN
—●— FY2022	\$4,693,107	\$4,691,035	\$4,654,750	\$4,637,588	\$4,629,329	\$4,679,835	\$4,770,857	\$4,795,669	\$4,809,416	\$4,783,692	\$4,871,740	\$4,805,843
—●— FY2023	\$4,674,718	\$4,691,905	\$4,419,868	\$4,258,385	\$4,198,427	\$4,086,117						

Spending Per Student All Funds



Expenditures	2020/2021	2021/2022
	\$3,017,256	\$2,961,392
Student Count		