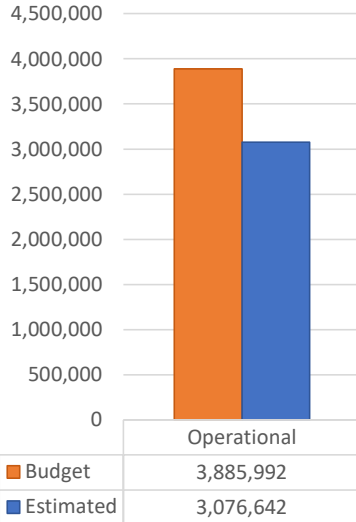


# Southwest Secondary Learning Center

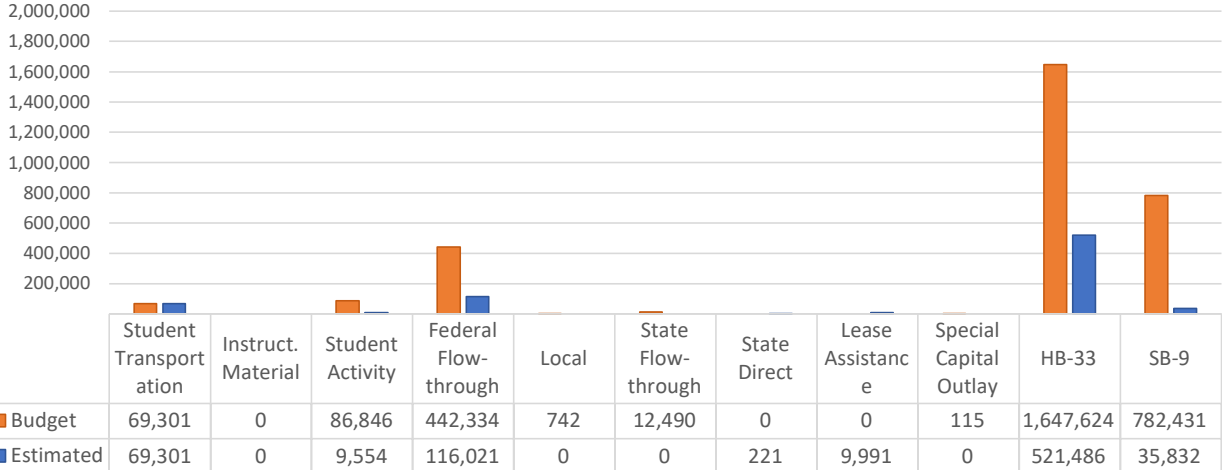
## Expenditure Analytical Review

November 30, 2022

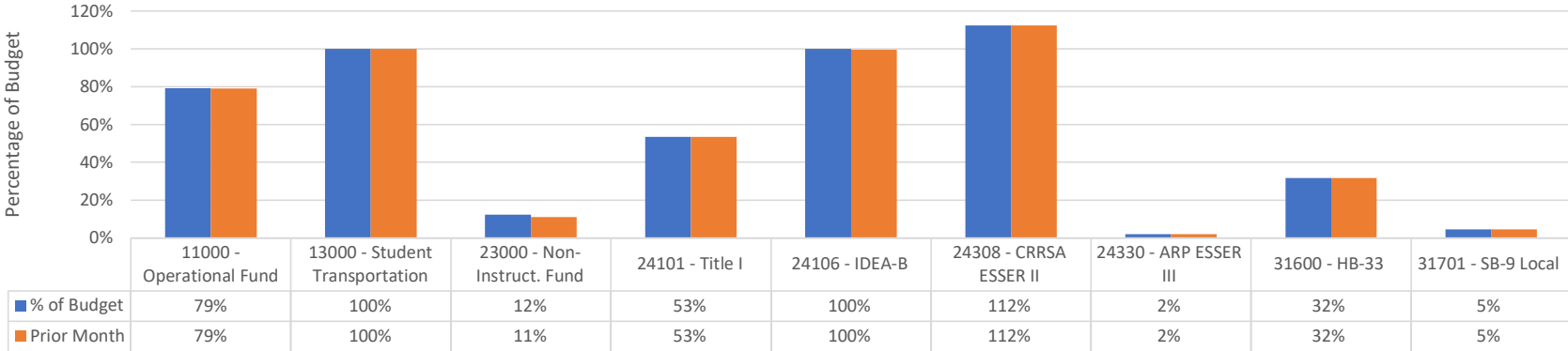
### Operational



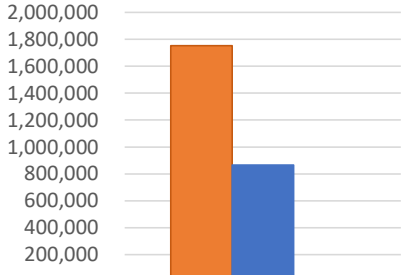
### Projected Expenditures vs. Budgeted Expenditures by Fund Type



### Projected Budget Balance Used by Fund All Funds

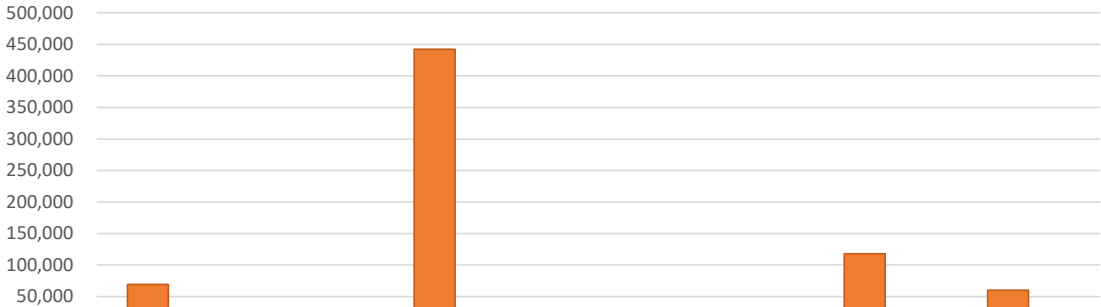


Operational Fund



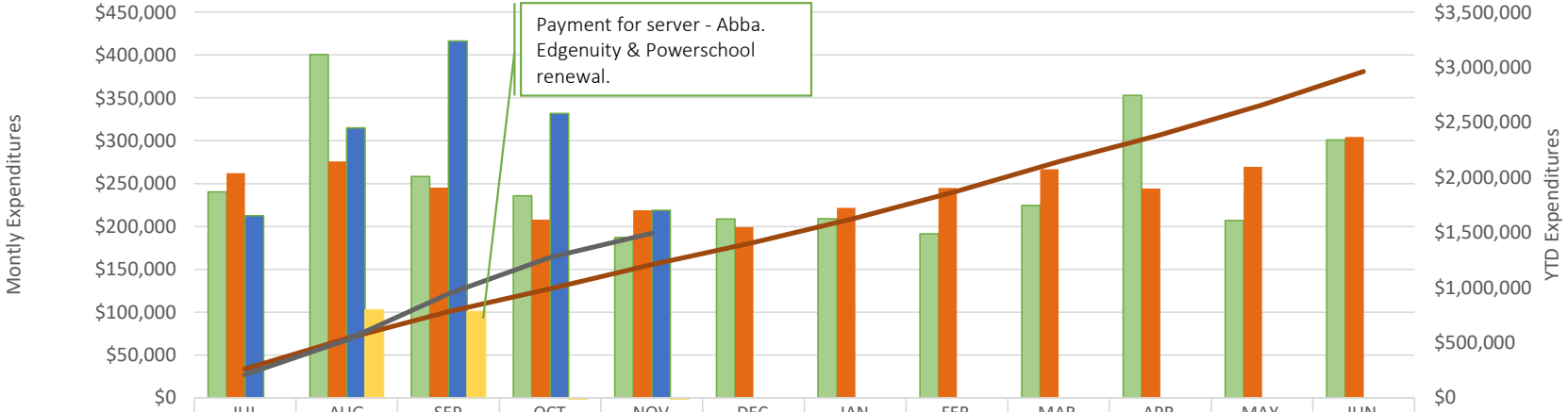
	Operational
Revenue Budget	1,751,043
Current Revenue	863,697
% Budget	49%

Budgeted Revenue vs. Current Year Revenue



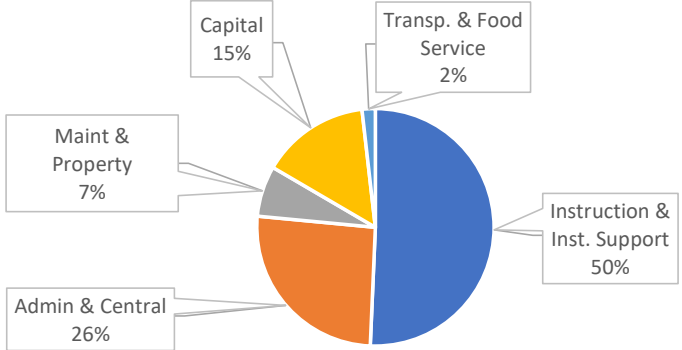
	Transportation	Student Activity	Federal Flow-through	State Flow-through	State Direct	HB-33	SB-9
Revenue Budget	69,301	4,500	442,334	11,887	27,490	117,760	59,766
Current Revenue	31,500	3,840	6,469	-	-	4,466	2,258

Yearly Expenditure Comparison by Month - All Funds

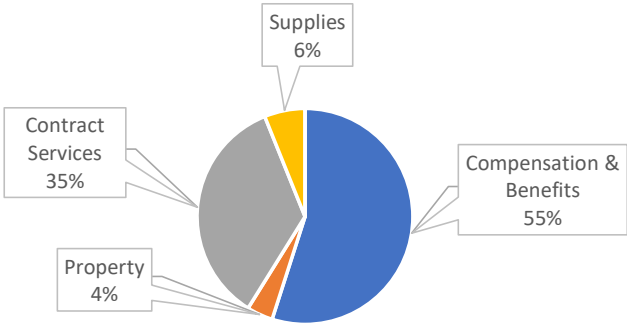


	JUL	AUG	SEP	OCT	NOV	DEC	JAN	FEB	MAR	APR	MAY	JUN
2020/2021	\$240,322	\$400,659	\$258,392	\$235,967	\$186,977	\$208,567	\$209,329	\$191,531	\$224,549	\$353,094	\$207,207	\$300,662
2021/2022	\$262,288	\$275,783	\$245,322	\$208,121	\$219,076	\$198,968	\$221,750	\$245,233	\$266,710	\$244,173	\$269,643	\$304,326
2022/2023	\$212,546	\$315,171	\$416,058	\$331,864	\$218,804							
Monthly Change		\$102,625	\$100,886	-\$84,193	-\$113,061							
YTD PY	\$262,288	\$538,071	\$783,393	\$991,514	\$1,210,589	\$1,409,557	\$1,631,306	\$1,876,540	\$2,143,250	\$2,387,423	\$2,657,066	\$2,961,392
YTD	\$212,546	\$527,718	\$943,775	\$1,275,640	\$1,494,444							

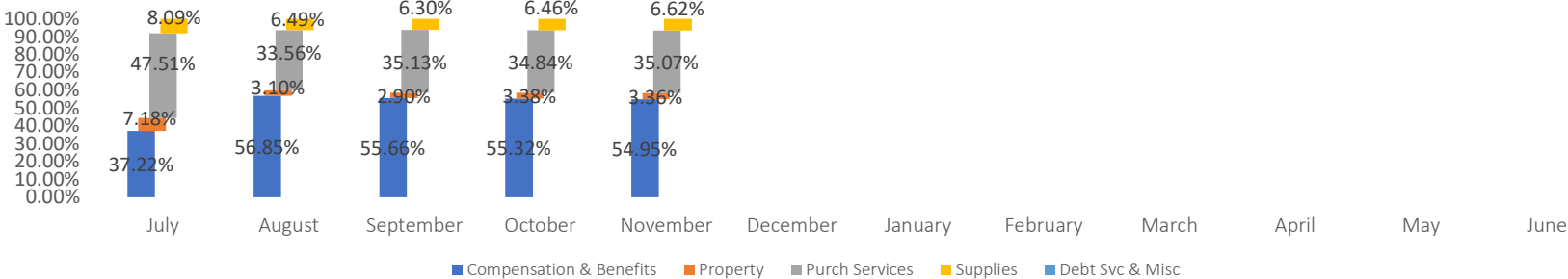
Estimated Expenditures by Function - All Funds



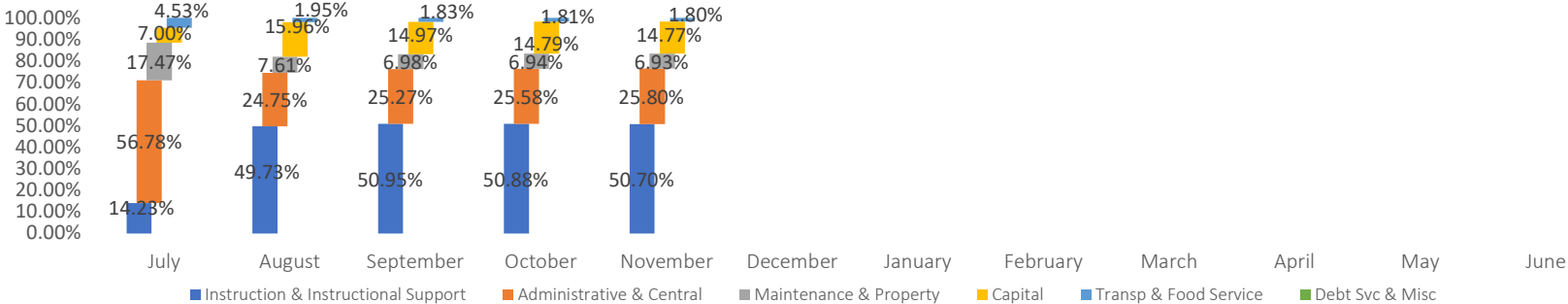
Estimated Expenditures by Object - All Funds



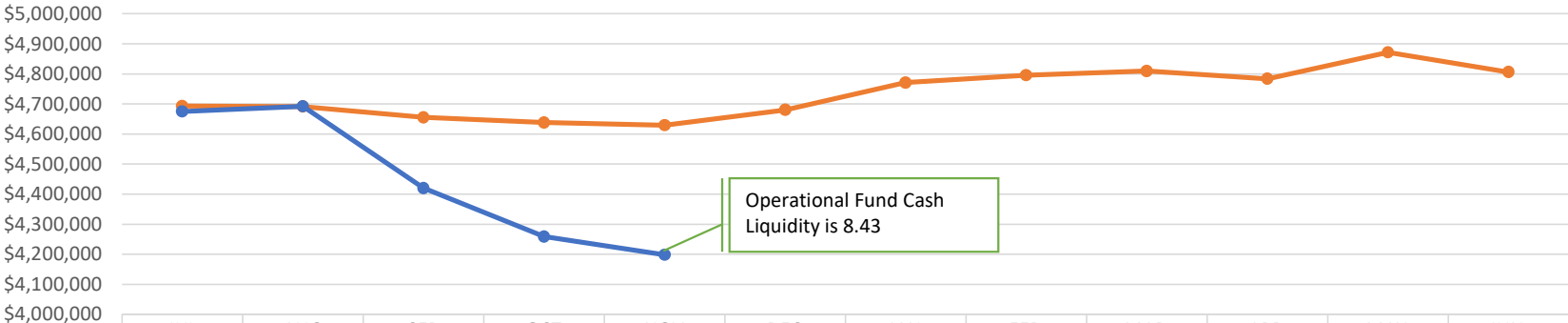
Object Code Change in Percentage by Month (All Funds - Exp & Encumbrance)



Function Code Change in Percentage by Month (All Funds - Exp & Encumbrance)



### Monthly Cash Balance All Funds



	JUL	AUG	SEP	OCT	NOV	DEC	JAN	FEB	MAR	APR	MAY	JUN
<span style="color: orange;">—●</span> FY2022	\$4,693,107	\$4,691,035	\$4,654,750	\$4,637,588	\$4,629,329	\$4,679,835	\$4,770,857	\$4,795,669	\$4,809,416	\$4,783,692	\$4,871,740	\$4,805,843
<span style="color: blue;">—●</span> FY2023	\$4,674,718	\$4,691,905	\$4,419,868	\$4,258,385	\$4,198,427							

### Spending Per Student All Funds

