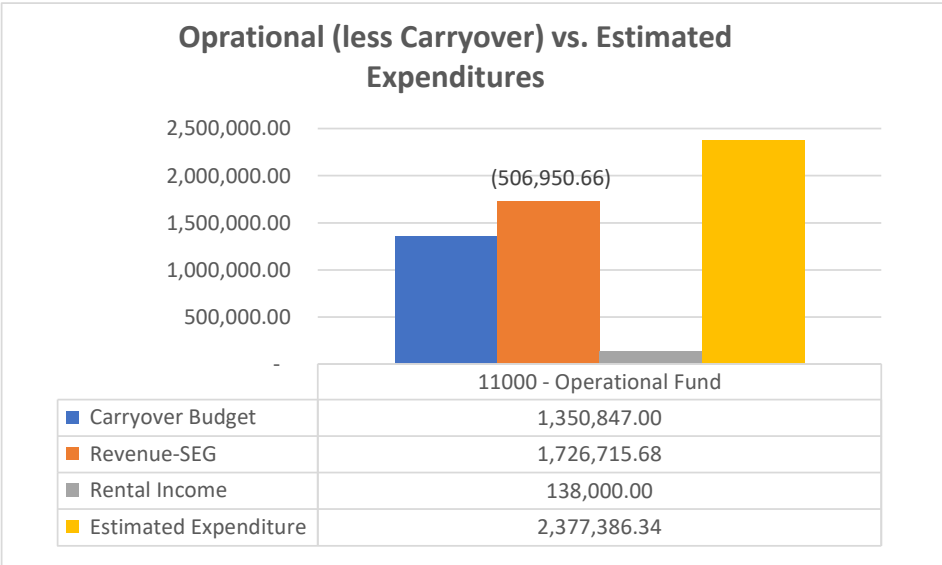
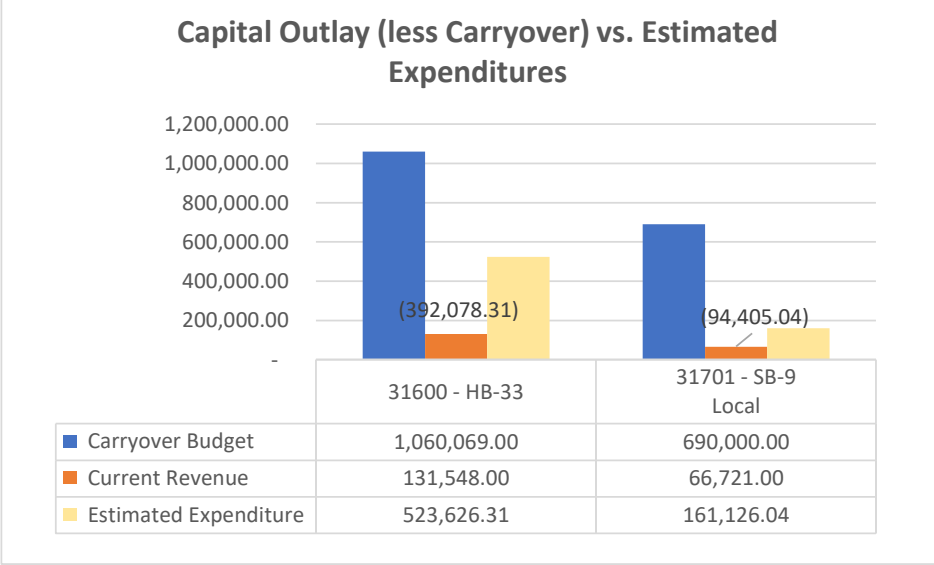
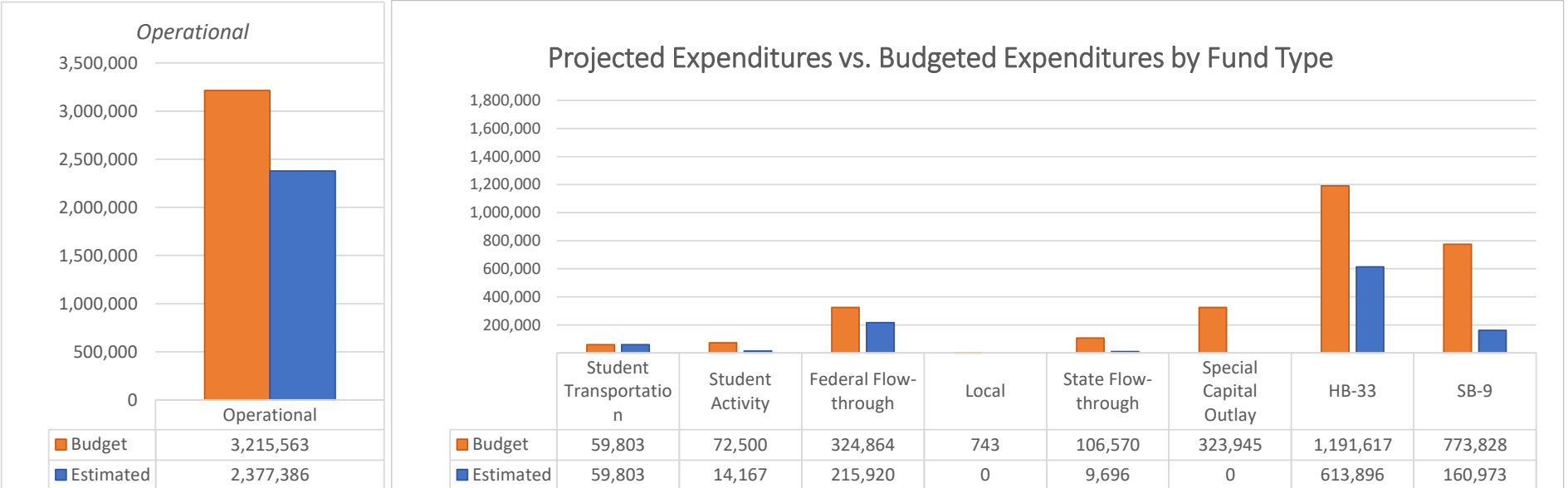


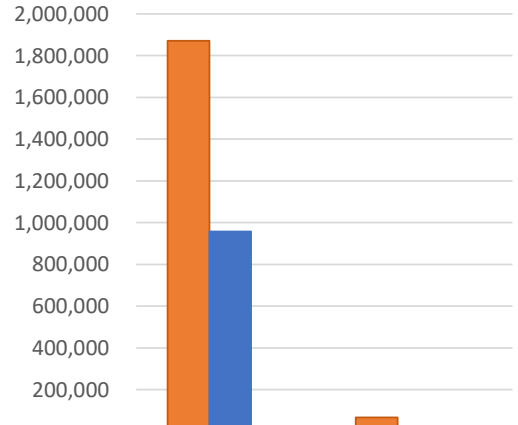
Southwest Secondary Learning Center

Expenditure Analytical Review

December 31, 2023

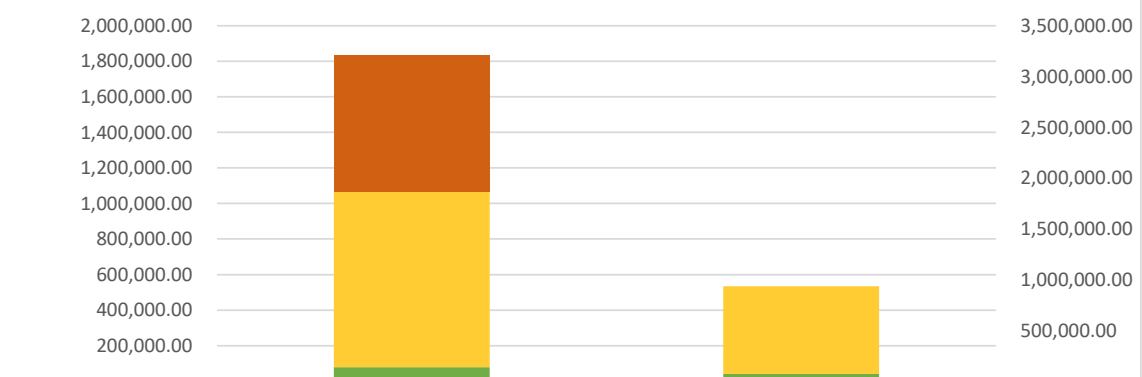


Operational Fund



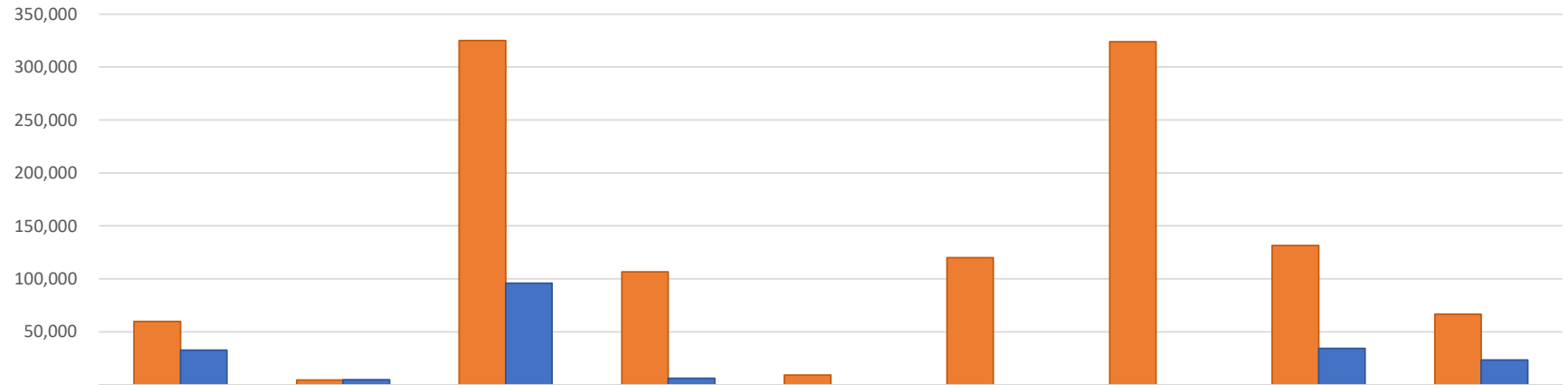
	Operational	SB-9
Revenue Budget	1,870,436	66,721
Current Revenue	958,211	23,267
% Budget	51%	

Operational Revenue Budget vs Actual



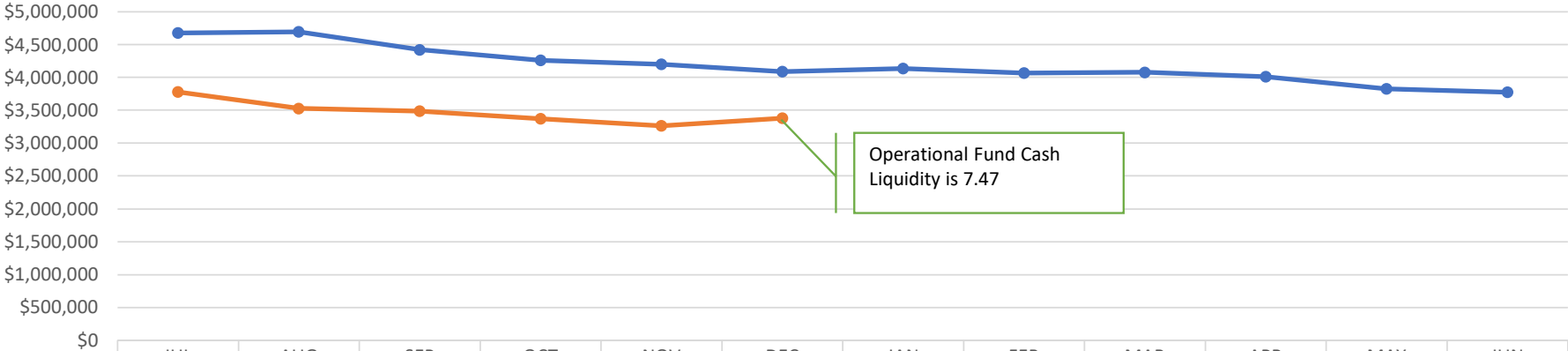
	Budget	Actual YTD Rev
Cash	1,345,127.00	
SEG	1,726,715.68	863,357.83
Rental Income - SPLC	138,000.00	69,000.00
Investment Income	-	1,813.44

Budgeted Revenue vs. Current Year Revenue



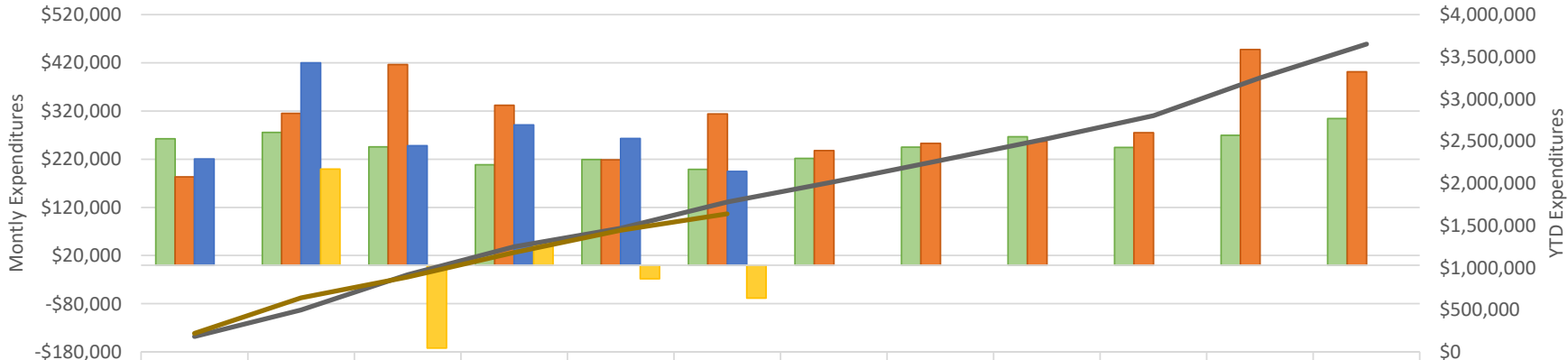
	Transportation	Student Activity	Federal Flow-through	State Flow-through	State Direct	Lease Assistance	Special Capital Outlay-State	HB-33	SB-9
Revenue Budget	59,803	4,500	324,864	106,570	8,999	119,893	323,945	131,548	66,721
Current Revenue	32,622	4,786	95,960	6,109	-	-	-	34,164	23,267

Monthly Cash Balance All Funds



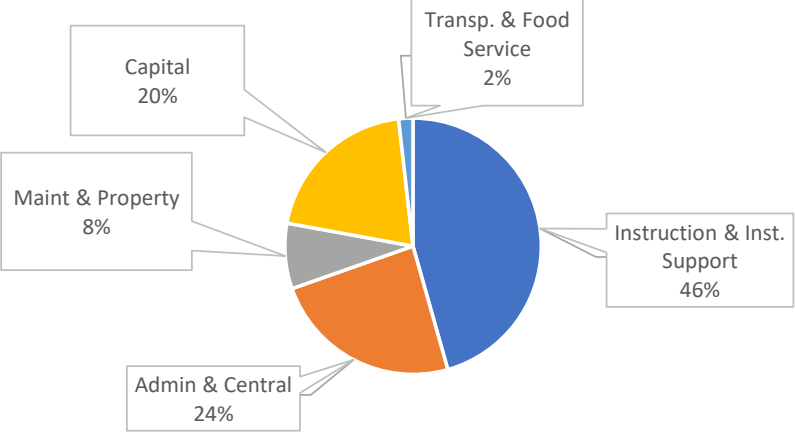
	JUL	AUG	SEP	OCT	NOV	DEC	JAN	FEB	MAR	APR	MAY	JUN
● FY2023	\$4,674,718	\$4,691,905	\$4,419,868	\$4,258,385	\$4,198,427	\$4,086,117	\$4,134,484	\$4,064,950	\$4,076,937	\$4,008,462	\$3,823,733	\$3,776,348
● FY2024	\$3,777,605	\$3,525,587	\$3,484,821	\$3,368,758	\$3,262,316	\$3,378,234						

Yearly Expenditure Comparison by Month - All Funds



	JUL	AUG	SEP	OCT	NOV	DEC	JAN	FEB	MAR	APR	MAY	JUN
2021/2022	\$262,288	\$275,783	\$245,322	\$208,121	\$219,076	\$198,968	\$221,750	\$245,233	\$266,710	\$244,173	\$269,643	\$304,326
2022/2023	\$183,423	\$315,171	\$416,058	\$331,864	\$218,804	\$313,987	\$237,860	\$252,809	\$256,975	\$275,011	\$447,472	\$401,435
2023/2024	\$220,212	\$419,756	\$247,727	\$291,031	\$262,827	\$194,640						
Monthly Change		\$199,544	-\$172,029	\$43,304	-\$28,205	-\$68,187						
YTD PY	\$183,423	\$498,595	\$914,652	\$1,246,51	\$1,465,32	\$1,779,30	\$2,017,16	\$2,269,97	\$2,526,95	\$2,801,96	\$3,249,43	\$3,650,86
YTD	\$220,212	\$639,968	\$887,695	\$1,178,72	\$1,441,55	\$1,636,19						

Estimated Expenditures by Function - All Funds



Estimated Expenditures by Object - All Funds

