Southwest Secondary Learning Center

Expenditure Analytical Review

July 31, 2023

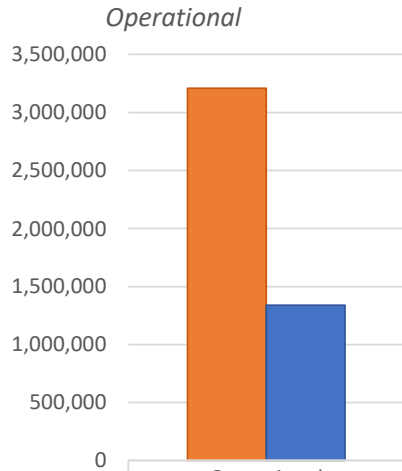

	Operational
Budget	3,209,843
Estimated	1,339,707

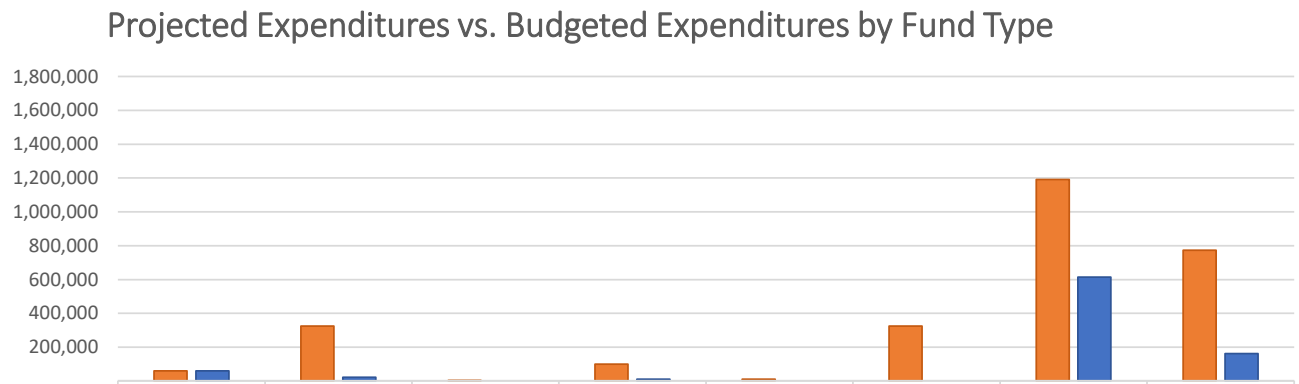

	Student Transportation	Federal Flow-through	Local	State Flow-through	State Direct	Special Capital Outlay	HB-33	SB-9
Budget	59,803	324,864	743	100,097	11,628	323,944	1,191,617	773,828
Estimated	59,803	22,883	0	11,320	0	0	613,901	161,993

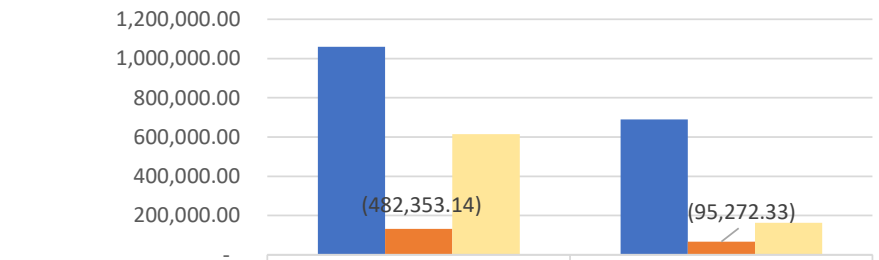

	31600 - HB-33	31701 - SB-9 Local
Carryover Budget	1,060,069.00	690,000.00
Current Revenue	131,548.00	66,721.00
Estimated Expenditure	613,901.14	161,993.33

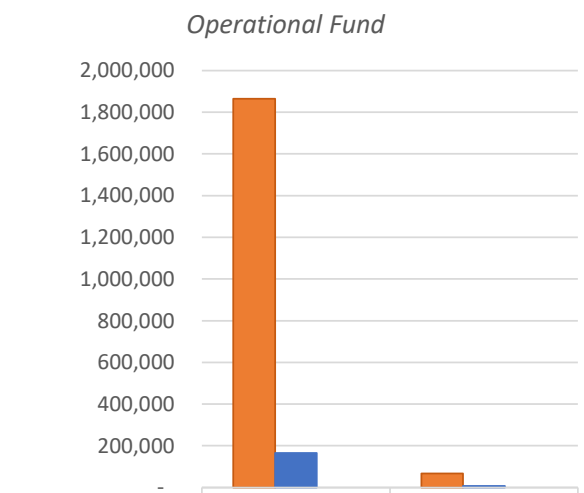

	Operational	SB-9
Revenue Budget	1,864,716	66,721
Current Revenue	165,470	7,180
% Budget	9%	

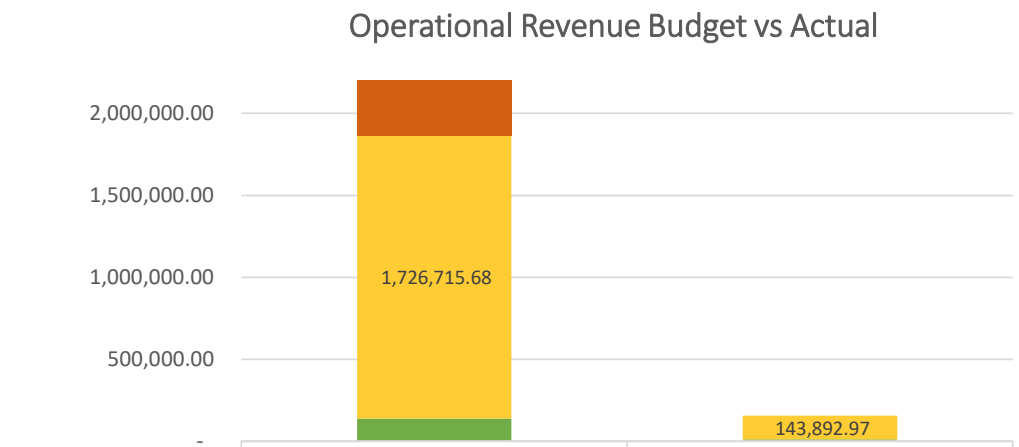

Cash	1,345,127.00	
SEG	1,726,715.68	143,892.97
Rental Income - SPLC	138,000.00	11,500.00
Investment Income	-	323.49

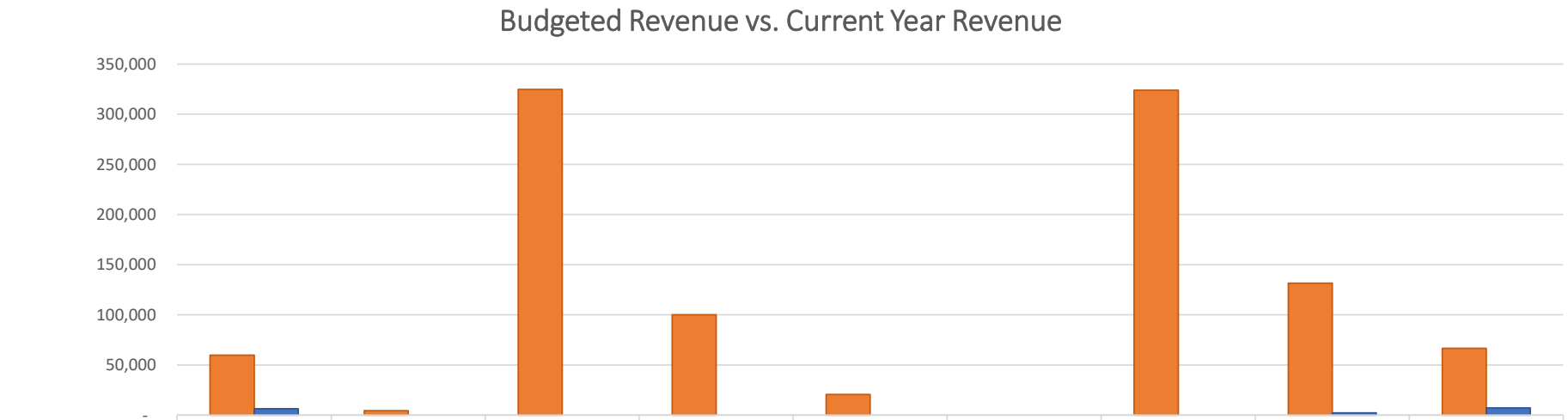

	Transportation	Student Activity	Federal Flow-through	State Flow-through	State Direct	Lease Assistance	PSCOC	HB-33	SB-9
Revenue Budget	59,803	4,500	324,864	100,097	20,627	-	323,944	131,548	66,721
Current Revenue	6,301	-	-	-	-	-	-	2,170	7,180

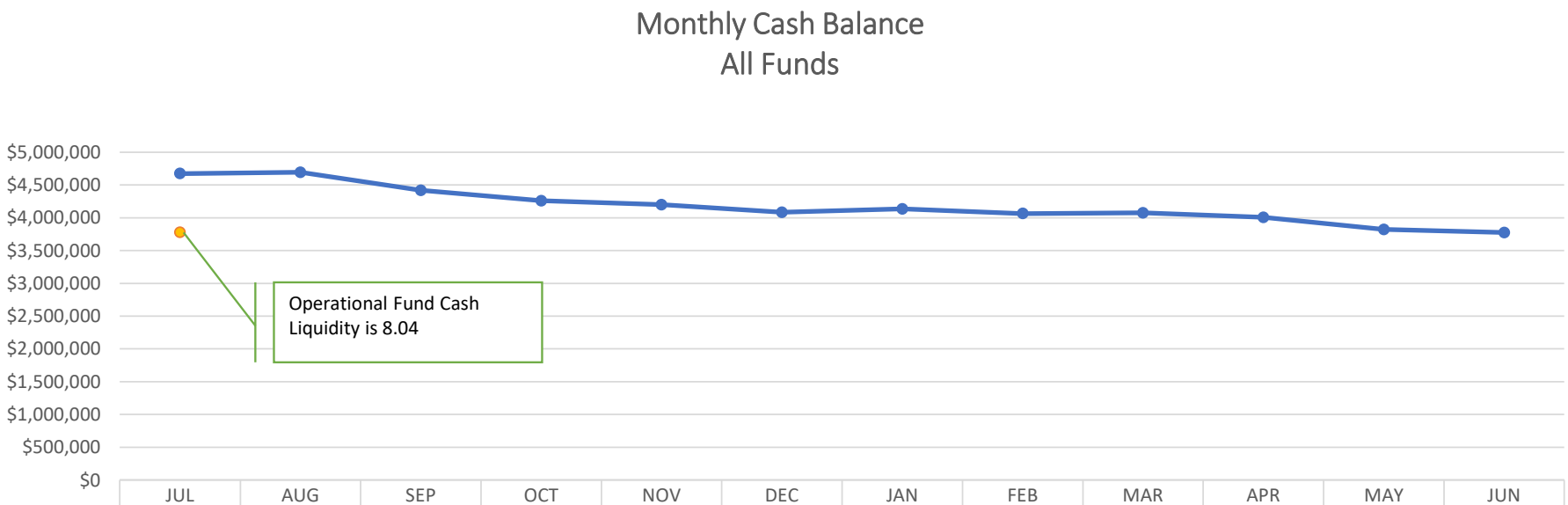

	JUL	AUG	SEP	OCT	NOV	DEC	JAN	FEB	MAR	APR	MAY	JUN
FY2023	$4,674,718	$4,691,905	$4,419,868	$4,258,385	$4,198,427	$4,086,117	$4,134,484	$4,064,950	$4,076,937	$4,008,462	$3,823,733	$3,776,348
FY2024	$3,777,605											

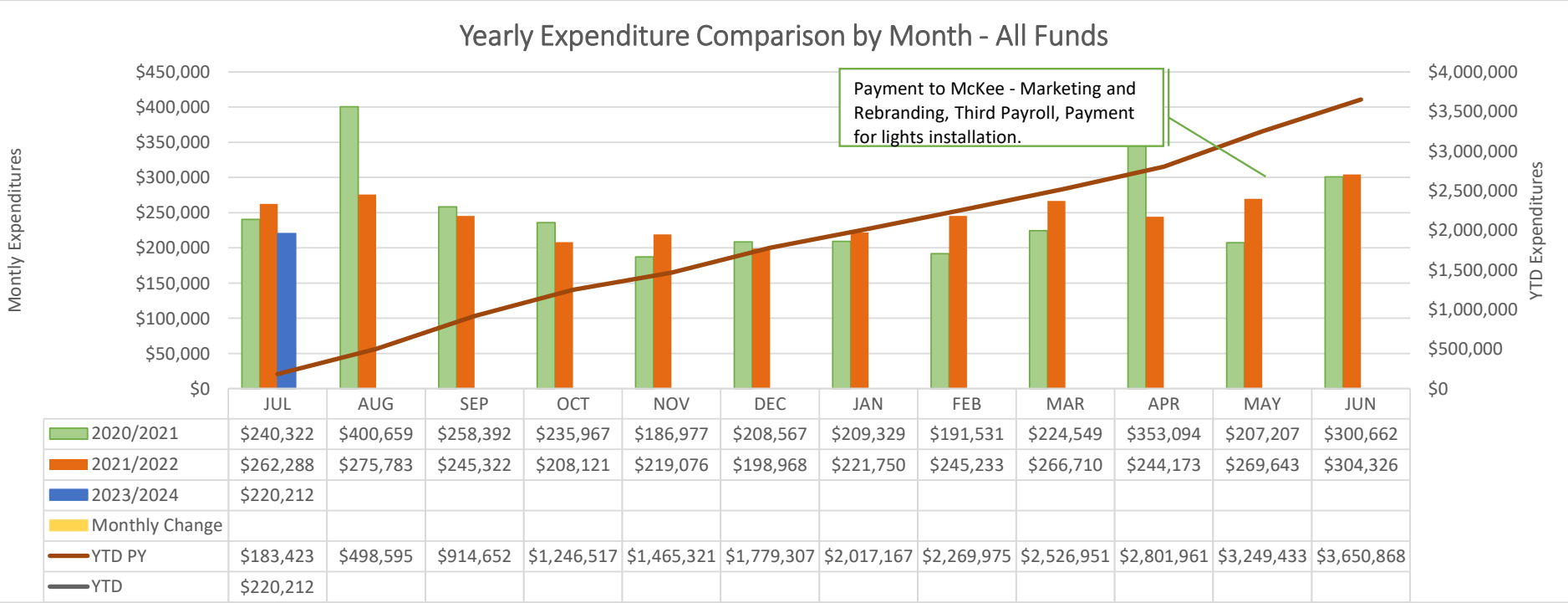

	JUL	AUG	SEP	OCT	NOV	DEC	JAN	FEB	MAR	APR	MAY	JUN
2020/2021	$240,322	$400,659	$258,392	$235,967	$186,977	$208,567	$209,329	$191,531	$224,549	$353,094	$207,207	$300,662
2021/2022	$262,288	$275,783	$245,322	$208,121	$219,076	$198,968	$221,750	$245,233	$266,710	$244,173	$269,643	$304,326
2023/2024	$220,212											
Monthly Change												
YTD PY	$183,423	$498,595	$914,652	$1,246,517	$1,465,321	$1,779,307	$2,017,167	$2,269,975	$2,526,951	$2,801,961	$3,249,433	$3,650,868
YTD	$220,212											