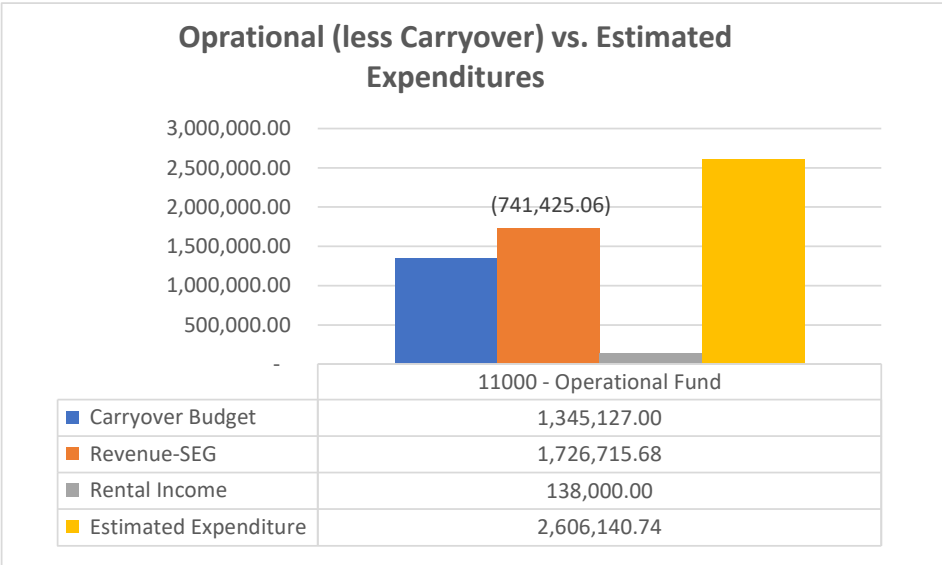
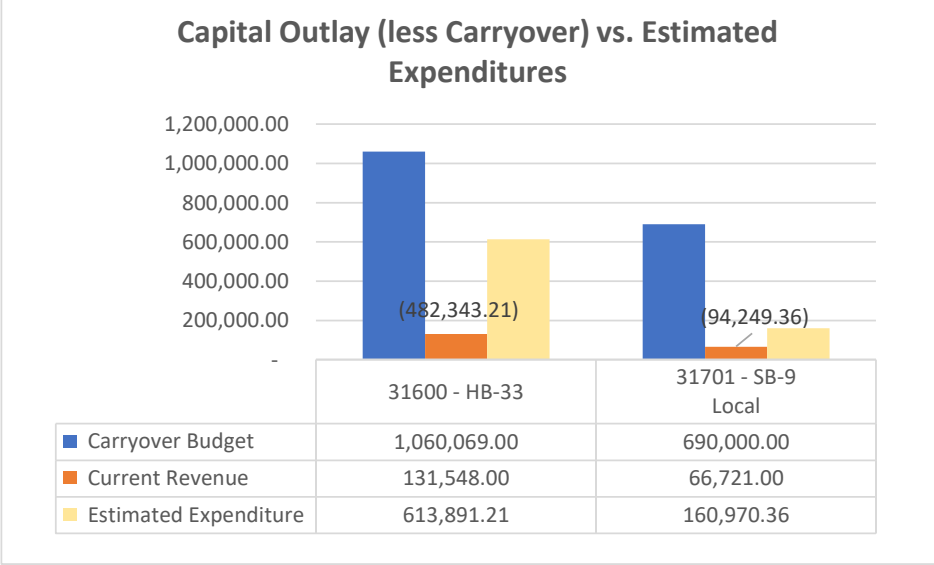
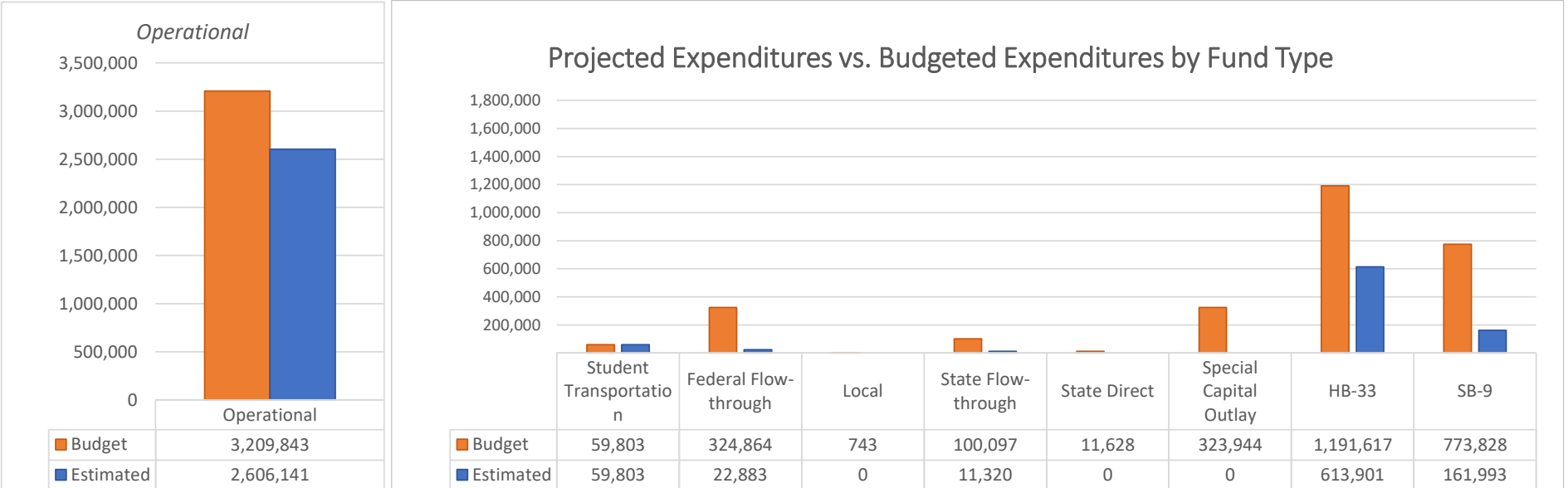


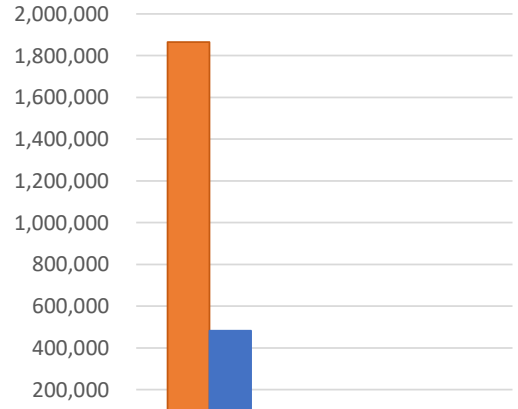
Southwest Secondary Learning Center

Expenditure Analytical Review

September 30, 2023

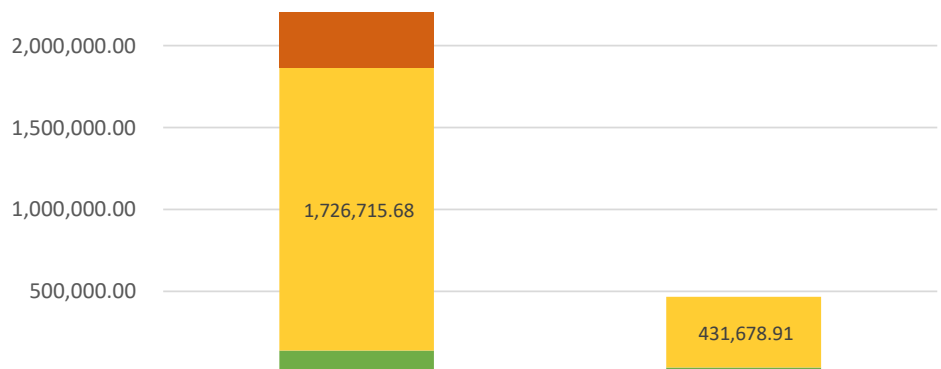


Operational Fund



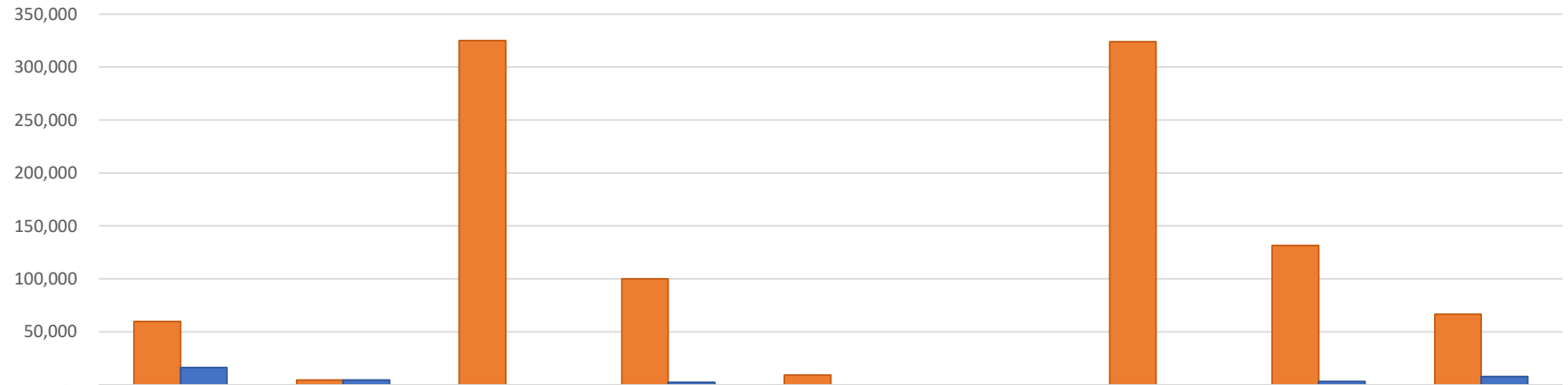
	Operational	SB-9
Revenue Budget	1,864,716	66,721
Current Revenue	482,012	7,698
% Budget	26%	

Operational Revenue Budget vs Actual



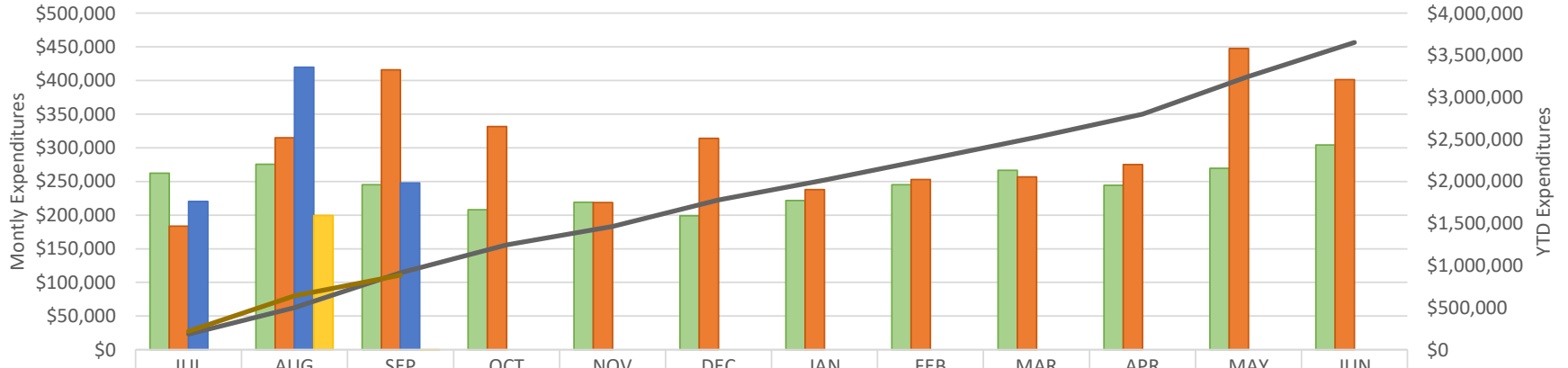
	Budget	Actual YTD Rev
Cash	1,345,127.00	
SEG	1,726,715.68	431,678.91
Rental Income - SPLC	138,000.00	34,500.00
Investment Income	-	952.28

Budgeted Revenue vs. Current Year Revenue



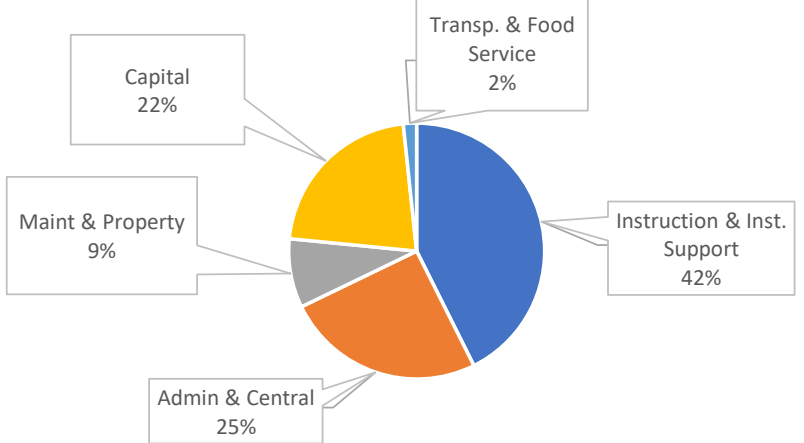
	Transportation	Student Activity	Federal Flow-through	State Flow-through	State Direct	Lease Assistance	PSCOC	HB-33	SB-9
Revenue Budget	59,803	4,500	324,864	100,097	8,999	-	323,945	131,548	66,721
Current Revenue	16,311	4,445	-	2,388	-	-	-	3,198	7,698

Yearly Expenditure Comparison by Month - All Funds



	JUL	AUG	SEP	OCT	NOV	DEC	JAN	FEB	MAR	APR	MAY	JUN
2021/2022	\$262,288	\$275,783	\$245,322	\$208,121	\$219,076	\$198,968	\$221,750	\$245,233	\$266,710	\$244,173	\$269,643	\$304,326
2022/2023	\$183,423	\$315,171	\$416,058	\$331,864	\$218,804	\$313,987	\$237,860	\$252,809	\$256,975	\$275,011	\$447,472	\$401,435
2023/2024	\$220,212	\$419,756	\$247,742									
Monthly Change		\$199,544	-\$172,014									
YTD PY	\$183,423	\$498,595	\$914,652	\$1,246,51	\$1,465,32	\$1,779,30	\$2,017,16	\$2,269,97	\$2,526,95	\$2,801,96	\$3,249,43	\$3,650,86
YTD	\$220,212	\$639,968	\$887,710									

Estimated Expenditures by Function - All Funds



Estimated Expenditures by Object - All Funds

