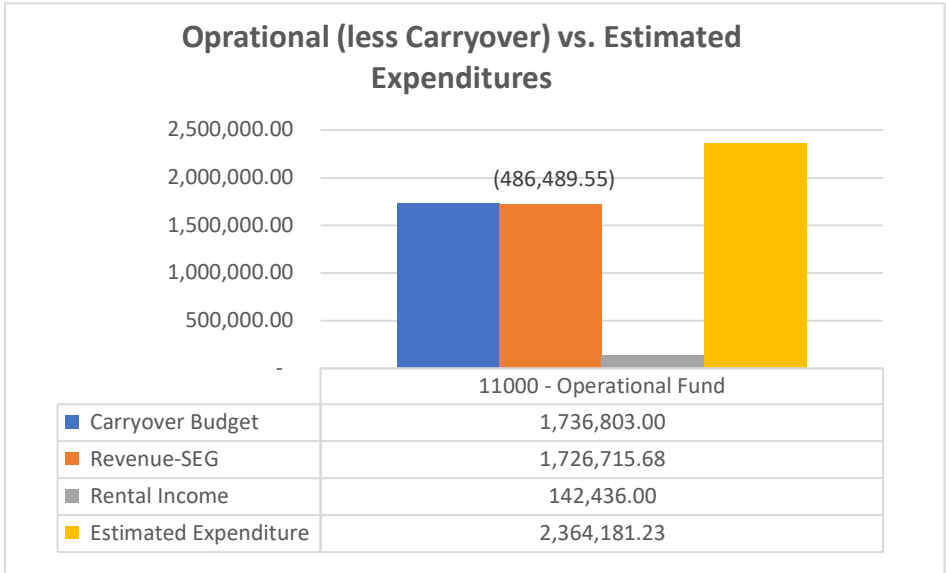
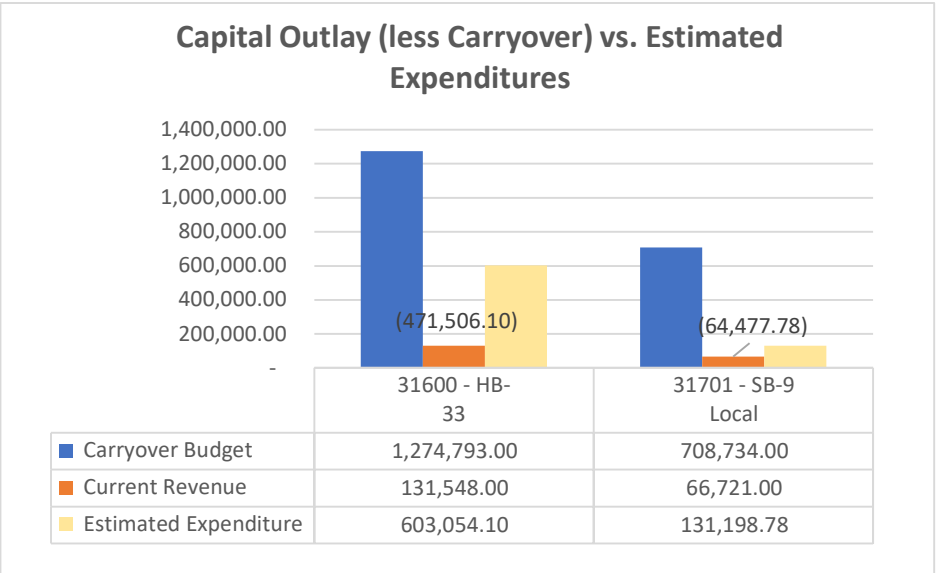
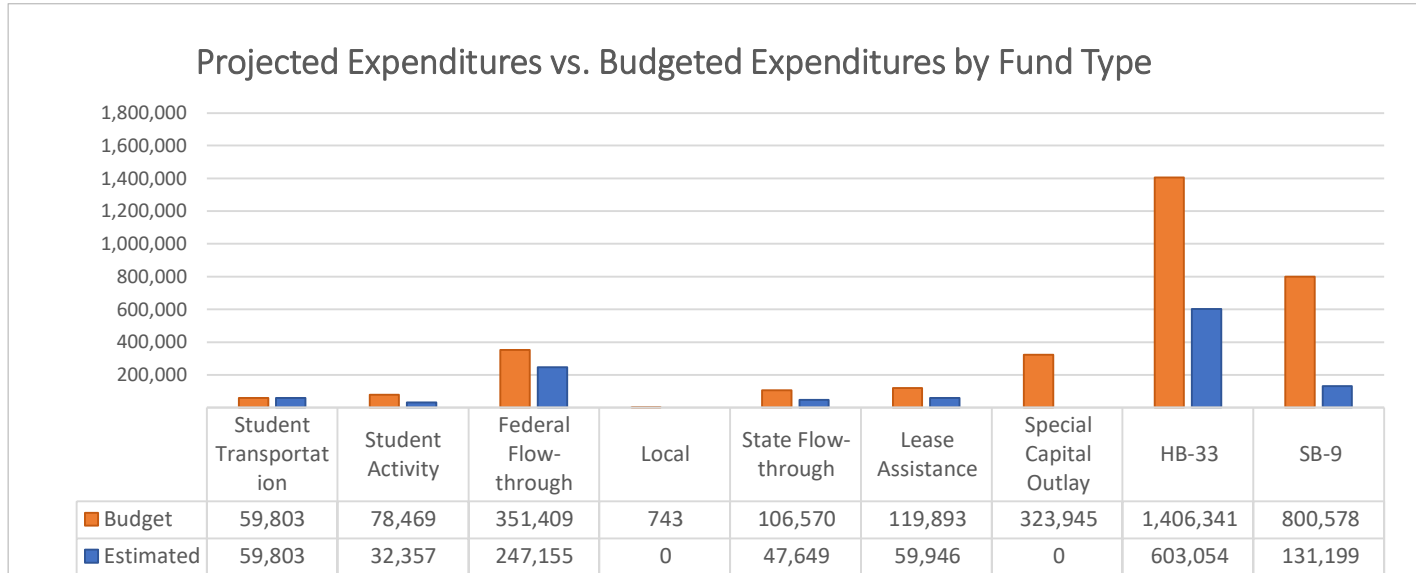
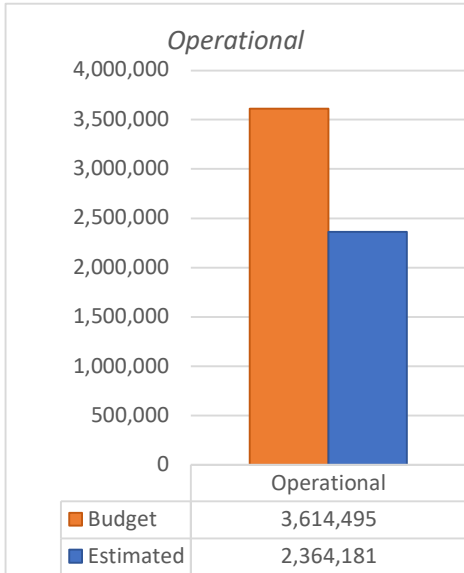


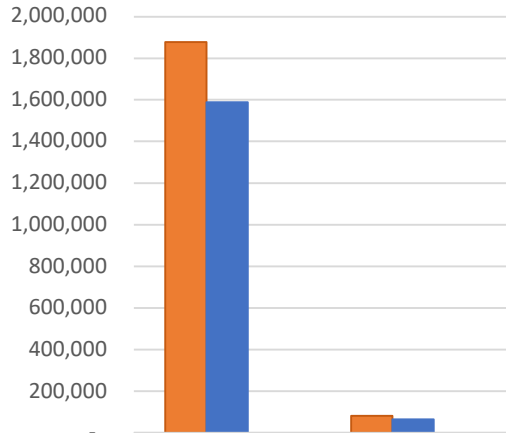
Southwest Secondary Learning Center

Expenditure Analytical Review

April 30, 2024

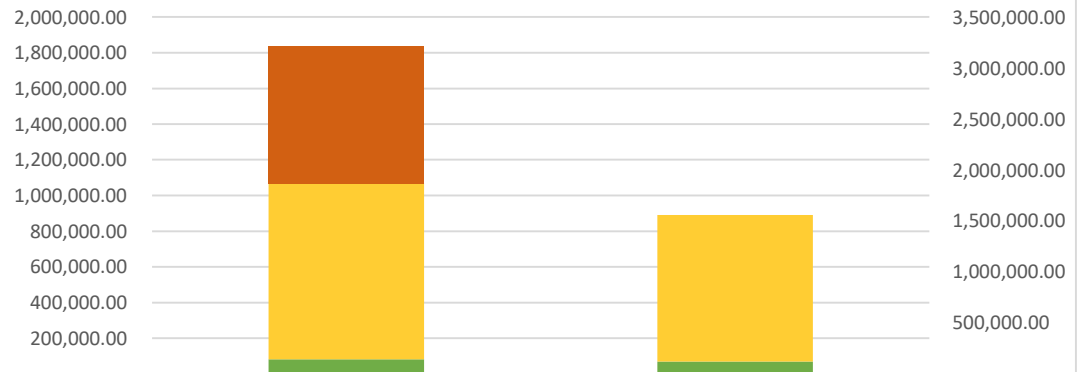


Operational Fund



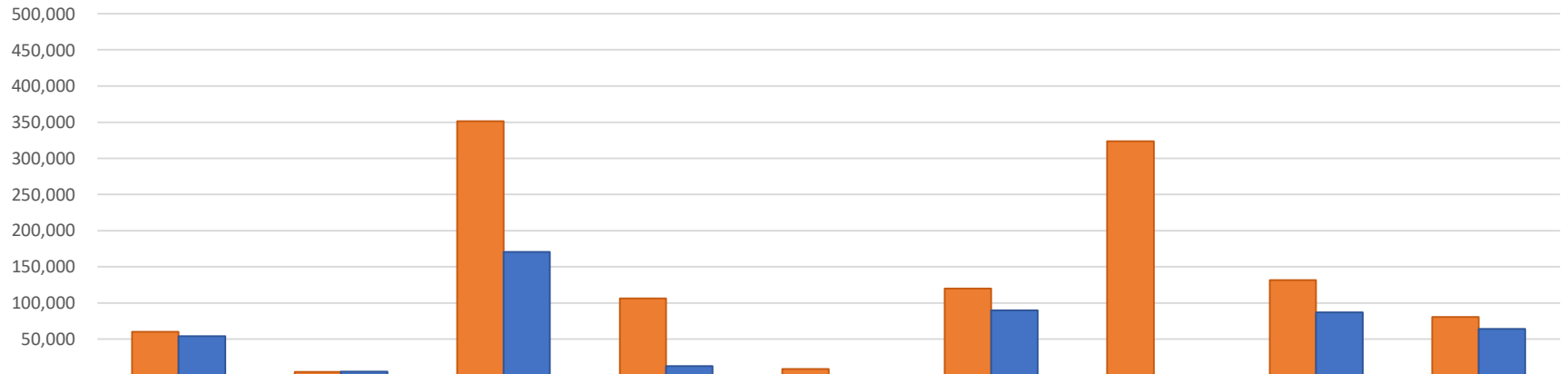
	Operational	SB-9
Revenue Budget	1,877,692	80,826
Current Revenue	1,589,182	64,372
% Budget	85%	

Operational Revenue Budget vs Actual



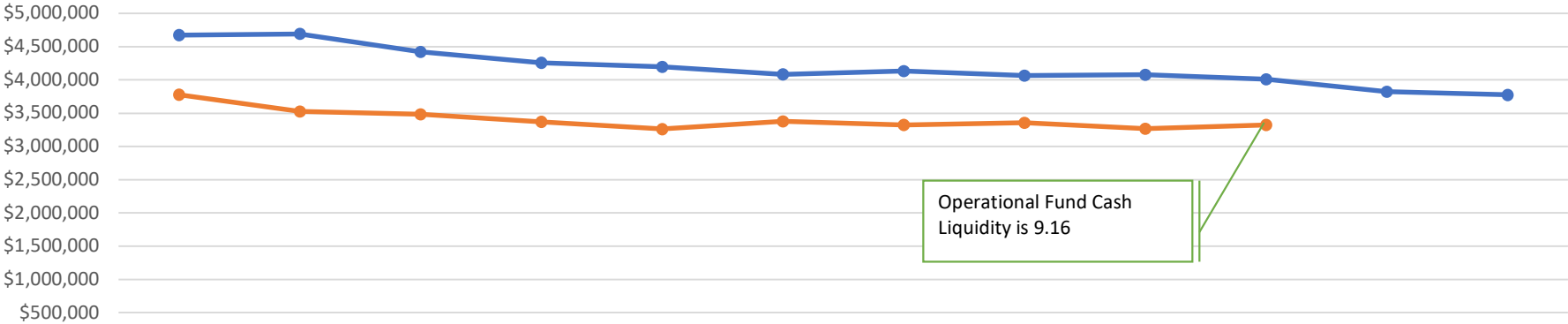
	Budget	Actual YTD Rev
Cash	1,345,127.00	
SEG	1,726,715.68	1,440,391.05
Rental Income - SPLC	138,000.00	115,000.00
Investment Income	4,436.00	4,383.02

Budgeted Revenue vs. Current Year Revenue



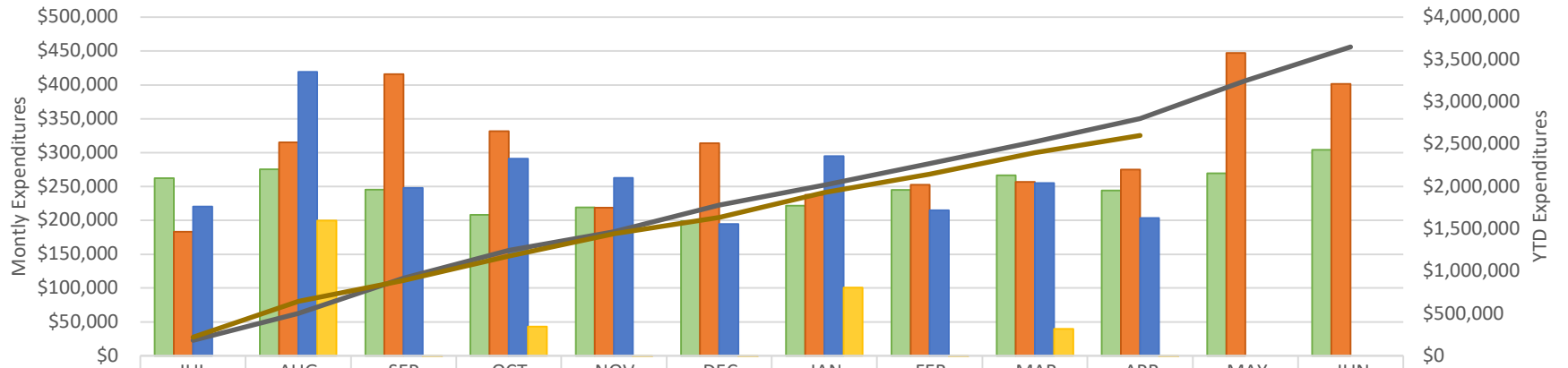
	Transportation	Student Activity	Federal Flow-through	State Flow-through	State Direct	Lease Assistance	Special Capital Outlay-State	HB-33	SB-9
Revenue Budget	59,803	4,500	351,409	106,570	8,999	119,893	323,945	131,548	80,826
Current Revenue	54,370	5,112	170,444	12,676	-	89,920	-	87,169	64,372

Monthly Cash Balance All Funds



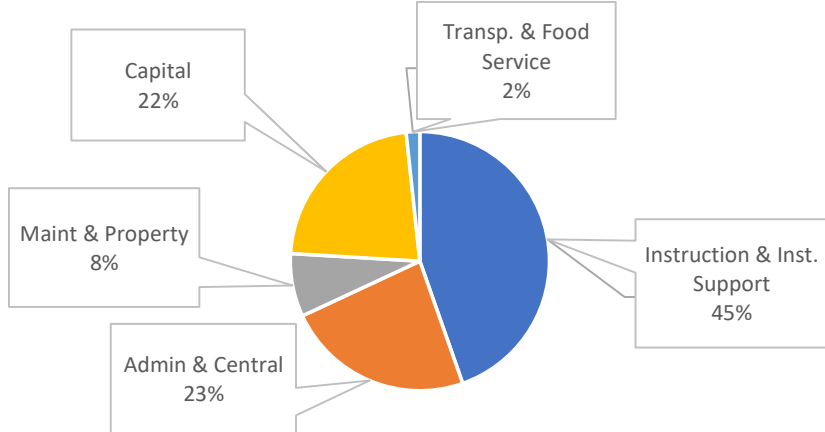
	JUL	AUG	SEP	OCT	NOV	DEC	JAN	FEB	MAR	APR	MAY	JUN
● FY2023	\$4,674,718	\$4,691,905	\$4,419,868	\$4,258,385	\$4,198,427	\$4,086,117	\$4,134,484	\$4,064,950	\$4,076,937	\$4,008,462	\$3,823,733	\$3,776,348
● FY2024	\$3,777,605	\$3,525,587	\$3,484,821	\$3,368,758	\$3,262,316	\$3,378,234	\$3,324,684	\$3,356,181	\$3,267,929	\$3,323,881		

Yearly Expenditure Comparison by Month - All Funds



	JUL	AUG	SEP	OCT	NOV	DEC	JAN	FEB	MAR	APR	MAY	JUN
2021/2022	\$262,288	\$275,783	\$245,322	\$208,121	\$219,076	\$198,968	\$221,750	\$245,233	\$266,710	\$244,173	\$269,643	\$304,326
2022/2023	\$183,423	\$315,171	\$416,058	\$331,864	\$218,804	\$313,987	\$237,860	\$252,809	\$256,975	\$275,011	\$447,472	\$401,435
2023/2024	\$220,212	\$419,697	\$247,727	\$291,031	\$262,827	\$194,640	\$294,935	\$215,090	\$254,813	\$203,493		
Monthly Change		\$199,485	-\$171,970	\$43,304	-\$28,205	-\$68,187	\$100,296	-\$79,845	\$39,722	-\$51,319		
YTD PY	\$183,423	\$498,595	\$914,652	\$1,246,51	\$1,465,32	\$1,779,30	\$2,017,16	\$2,269,97	\$2,526,95	\$2,801,96	\$3,249,43	\$3,650,86
YTD	\$220,212	\$639,909	\$887,636	\$1,178,66	\$1,441,49	\$1,636,13	\$1,931,06	\$2,146,15	\$2,400,97	\$2,604,46		

Estimated Expenditures by Function - All Funds



Estimated Expenditures by Object - All Funds

