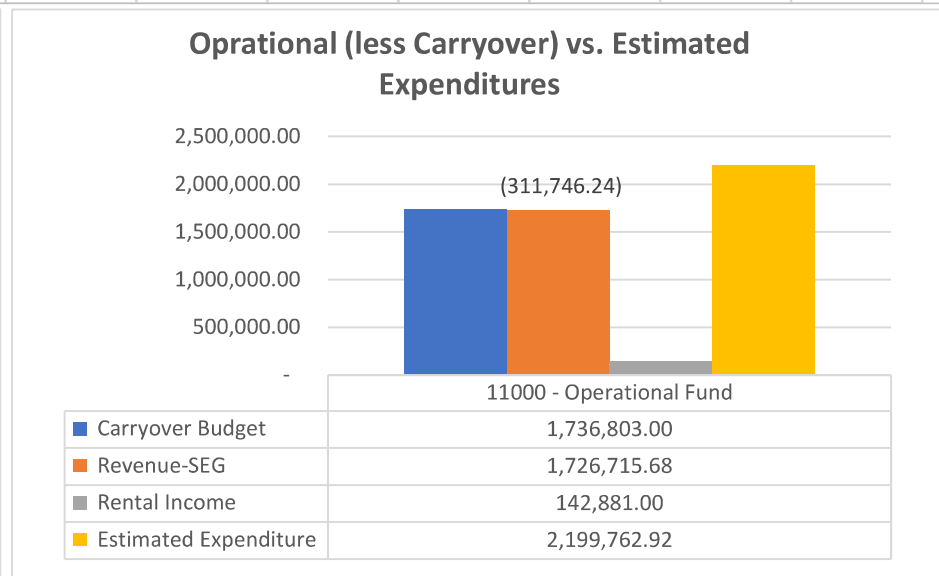
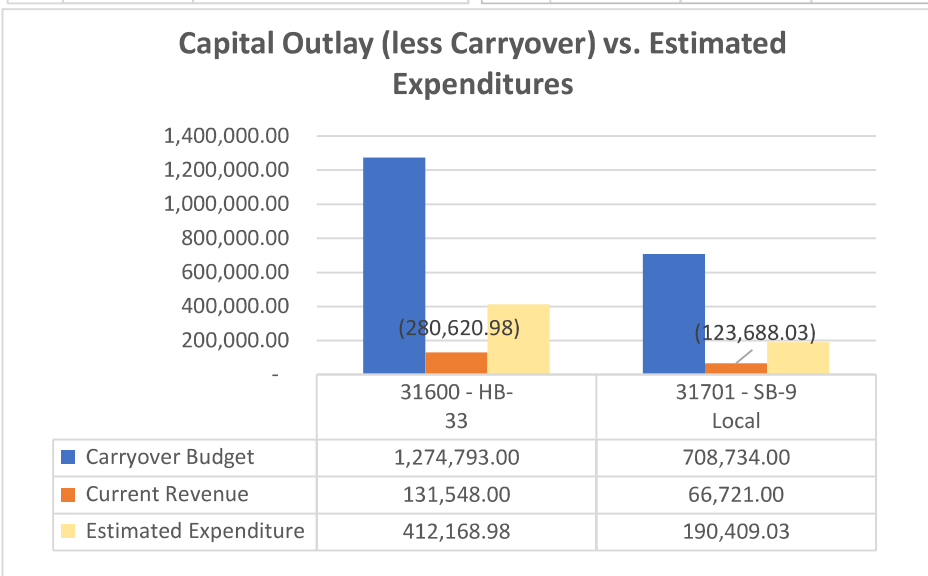
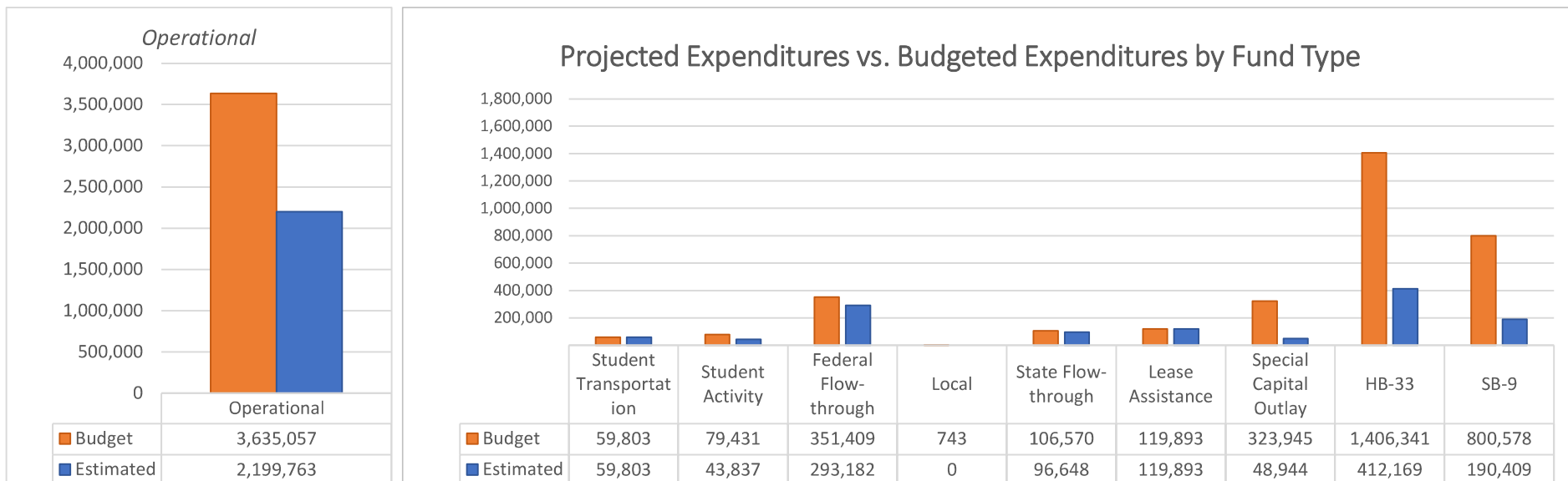


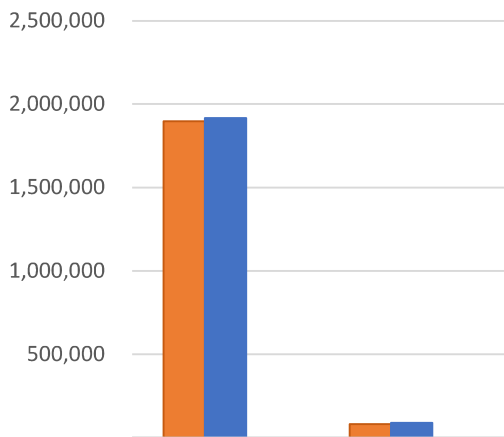
Southwest Secondary Learning Center

Expenditure Analytical Review

June 30, 2024

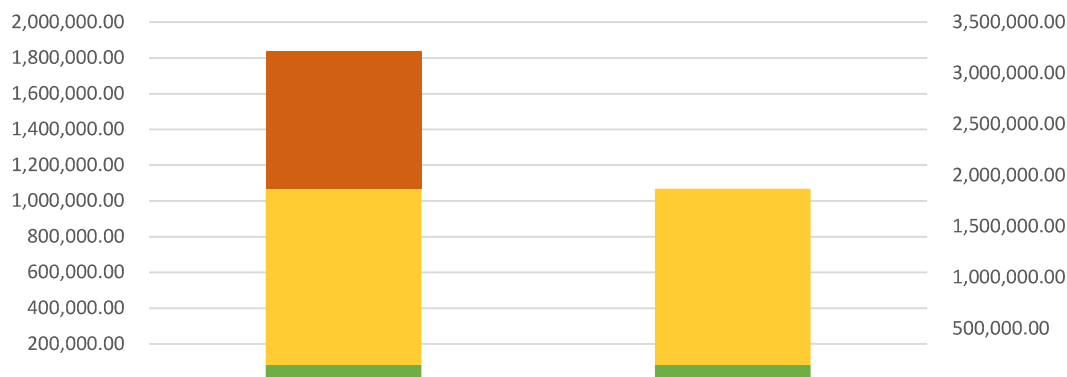


Operational Fund



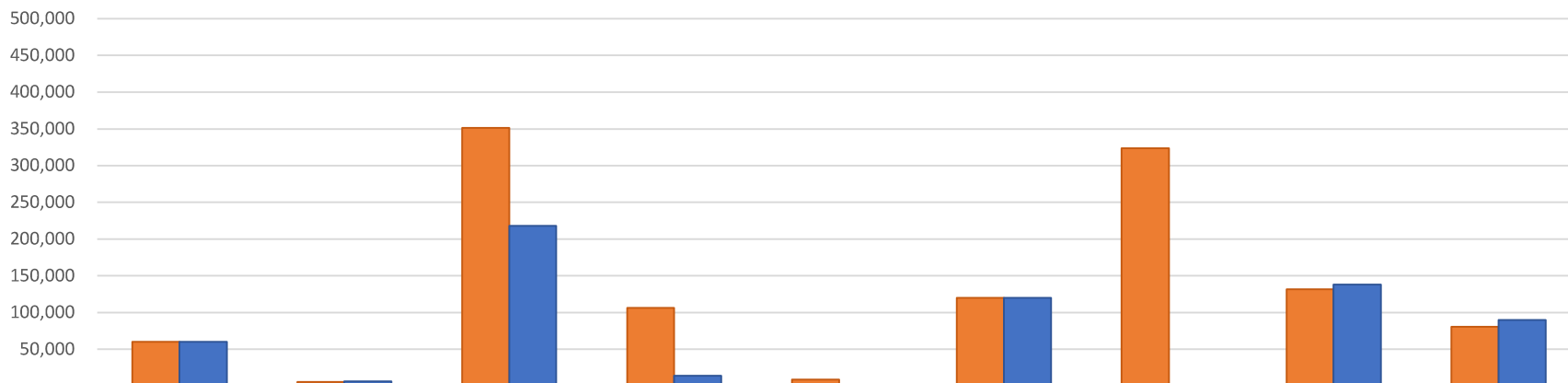
	Operational	SB-9
Revenue Budget	1,898,254	80,826
Current Revenue	1,916,113	90,112
% Budget	101%	

Operational Revenue Budget vs Actual



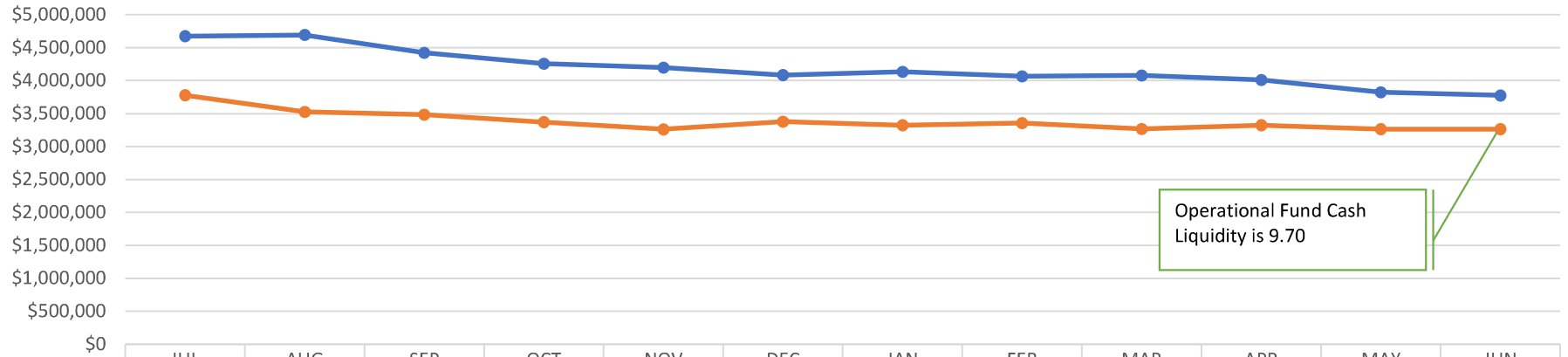
	Budget	Actual YTD Rev
Cash	1,345,127.00	
SEG	1,726,715.68	1,726,715.68
Rental Income - SPLC	138,000.00	138,000.00
Investment Income	4,881.00	5,357.63

Budgeted Revenue vs. Current Year Revenue



	Transportation	Student Activity	Federal Flow-through	State Flow-through	State Direct	Lease Assistance	Special Capital Outlay-State	HB-33	SB-9
Revenue Budget	59,803	5,462	351,409	106,570	8,999	119,893	323,945	131,548	80,826
Current Revenue	59,803	6,257	218,027	13,903	-	119,893	-	137,803	90,112

Monthly Cash Balance All Funds



	JUL	AUG	SEP	OCT	NOV	DEC	JAN	FEB	MAR	APR	MAY	JUN
● FY2023	\$4,674,718	\$4,691,905	\$4,419,868	\$4,258,385	\$4,198,427	\$4,086,117	\$4,134,484	\$4,064,950	\$4,076,937	\$4,008,462	\$3,823,733	\$3,776,348
● FY2024	\$3,777,605	\$3,525,587	\$3,484,821	\$3,368,758	\$3,262,316	\$3,378,234	\$3,324,684	\$3,356,181	\$3,267,929	\$3,323,881	\$3,265,362	\$3,265,894