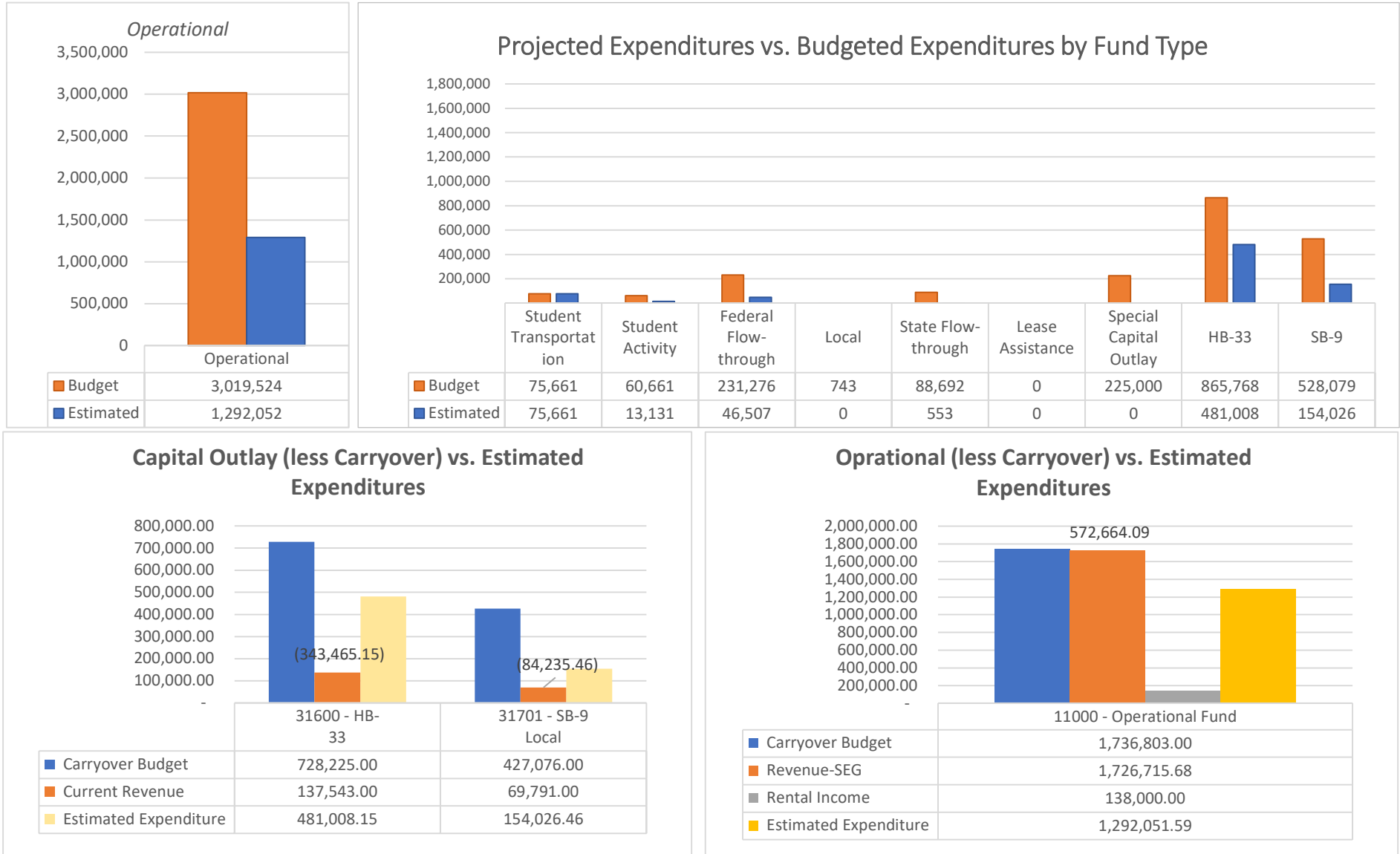
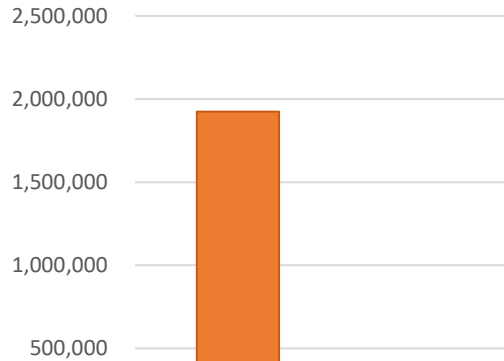


Southwest Secondary Learning Center

Expenditure Analytical Review

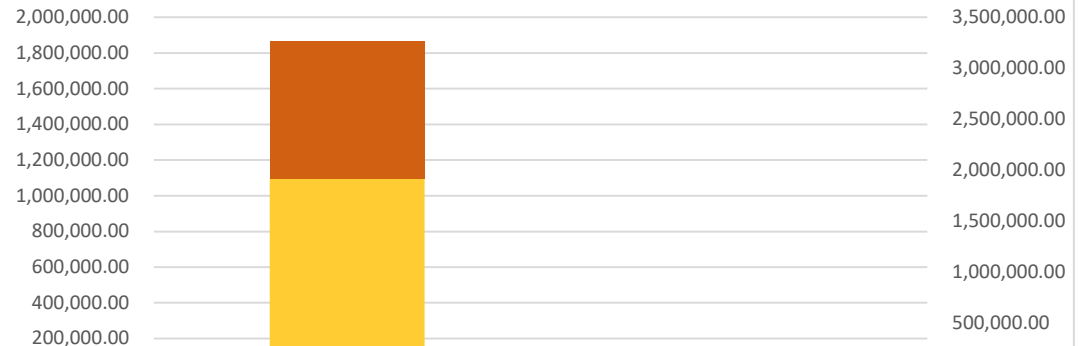
July 31, 2024



Operational Fund

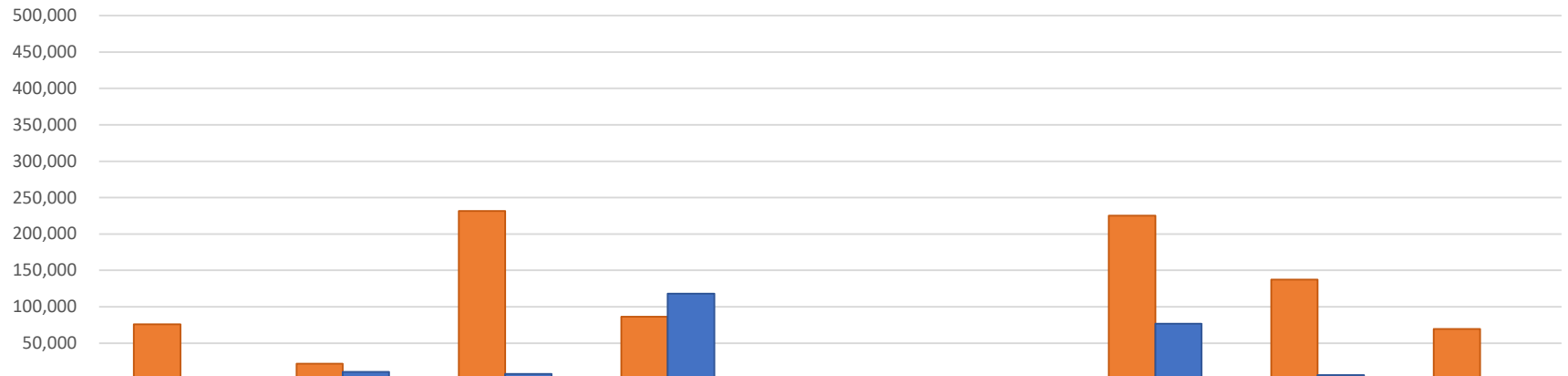
	Operational
Revenue Budget	1,924,524
Current Revenue	163,518
% Budget	8%

Operational Revenue Budget vs Actual



	Budget	Actual YTD Rev
Cash	1,345,127.00	
SEG	1,786,524.00	151,523.21
Rental Income - SPLC	138,000.00	11,500.00
Investment Income	-	494.37

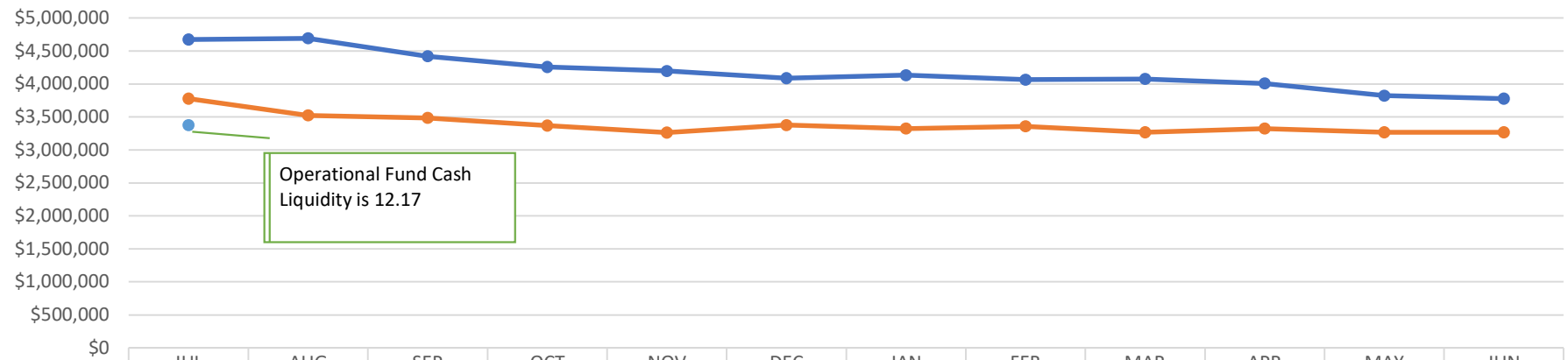
Budgeted Revenue vs. Current Year Revenue



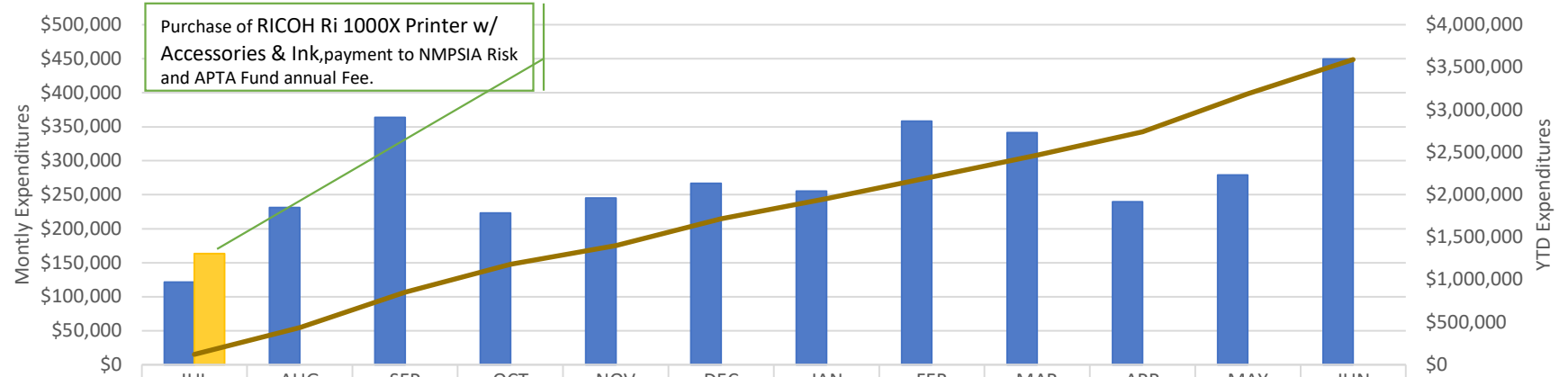
	Transportation	Student Activity	Federal Flow-through	State Flow-through	State Direct	Lease Assistance	Special Capital Outlay-State	HB-33	SB-9
Revenue Budget	75,661	21,750	231,276	86,303	-	-	225,000	137,543	69,791
Current Revenue	(6,301)	10,554	7,757	117,996	-	(29,973)	76,832	6,315	3,088

Monthly Cash Balance

All Funds

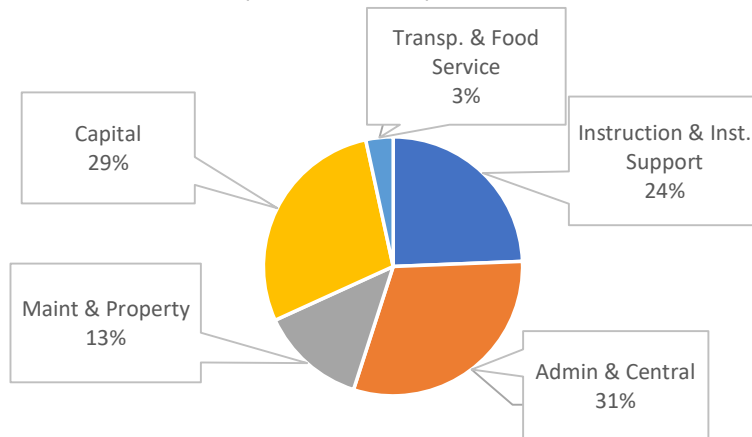
[illegible]

Yearly Expenditure Comparison by Month - All Funds



	JUL	AUG	SEP	OCT	NOV	DEC	JAN	FEB	MAR	APR	MAY	JUN
2023/2024	\$121,731	\$231,386	\$363,812	\$222,911	\$245,183	\$266,548	\$255,167	\$358,293	\$341,202	\$239,485	\$279,034	\$449,912
2024/2025	\$163,330											
Monthly Change												
YTD PY	\$121,731	\$436,902	\$852,960	\$1,184,82	\$1,403,62	\$1,717,61	\$1,955,47	\$2,208,28	\$2,465,25	\$2,740,26	\$3,187,74	\$3,589,17
YTD	\$163,330											

Estimated Expenditures by Function - All Funds



Estimated Expenditures by Object - All Funds

