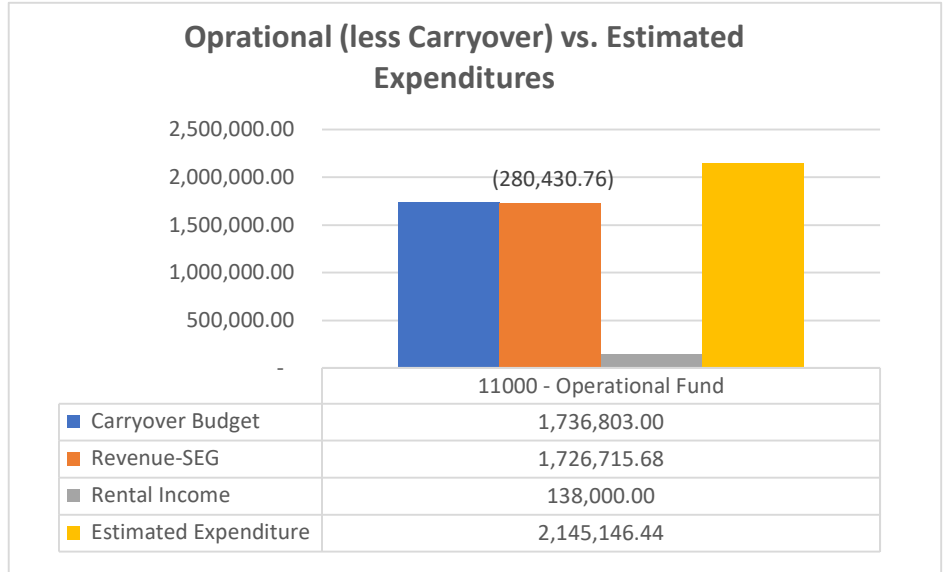
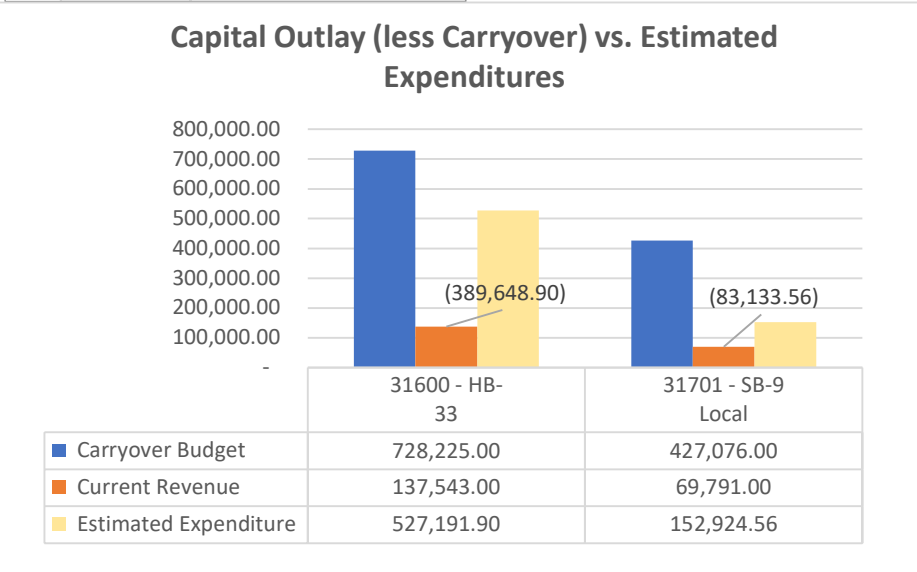
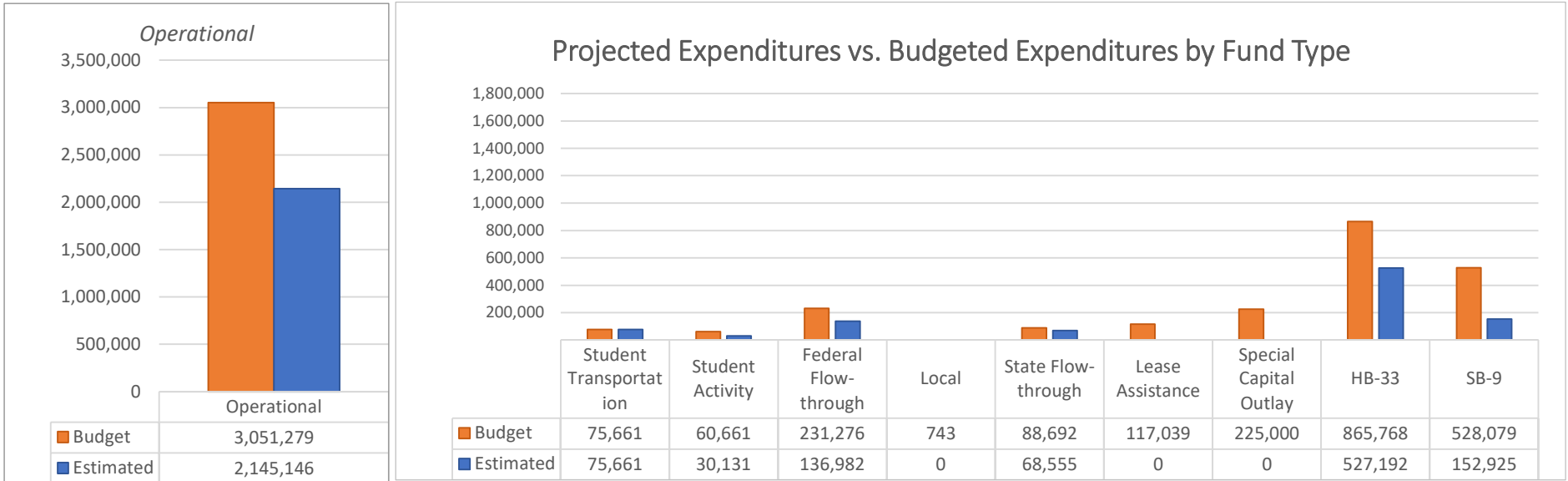
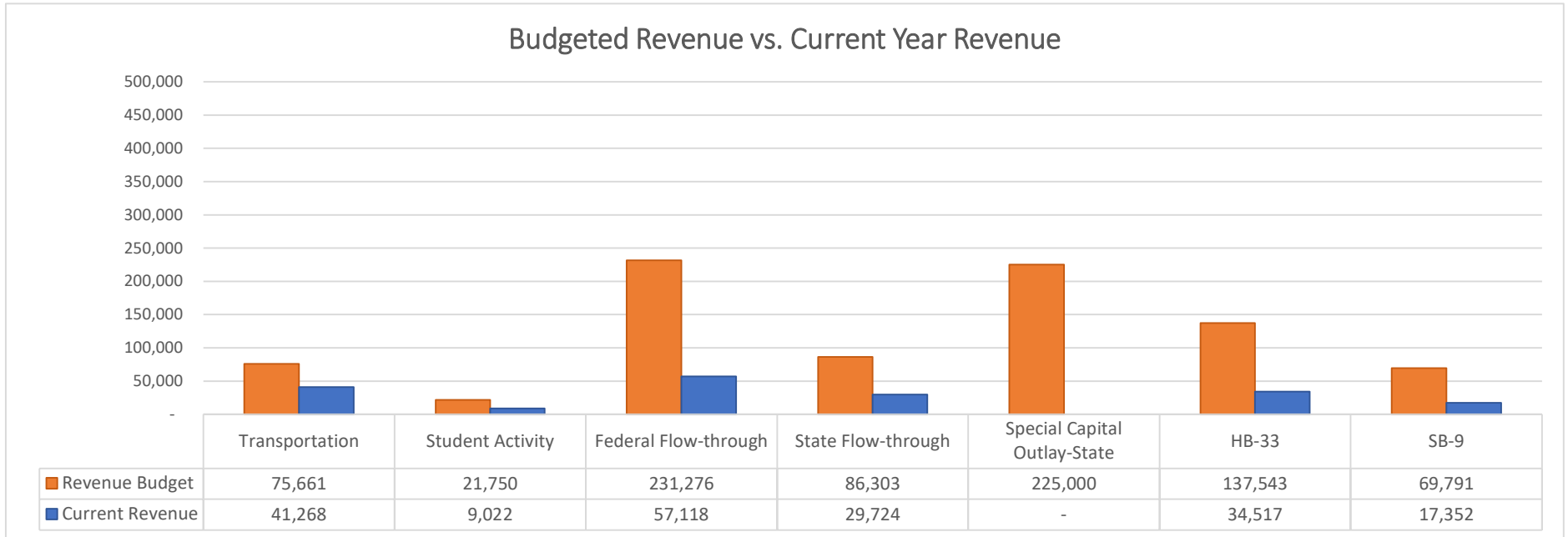
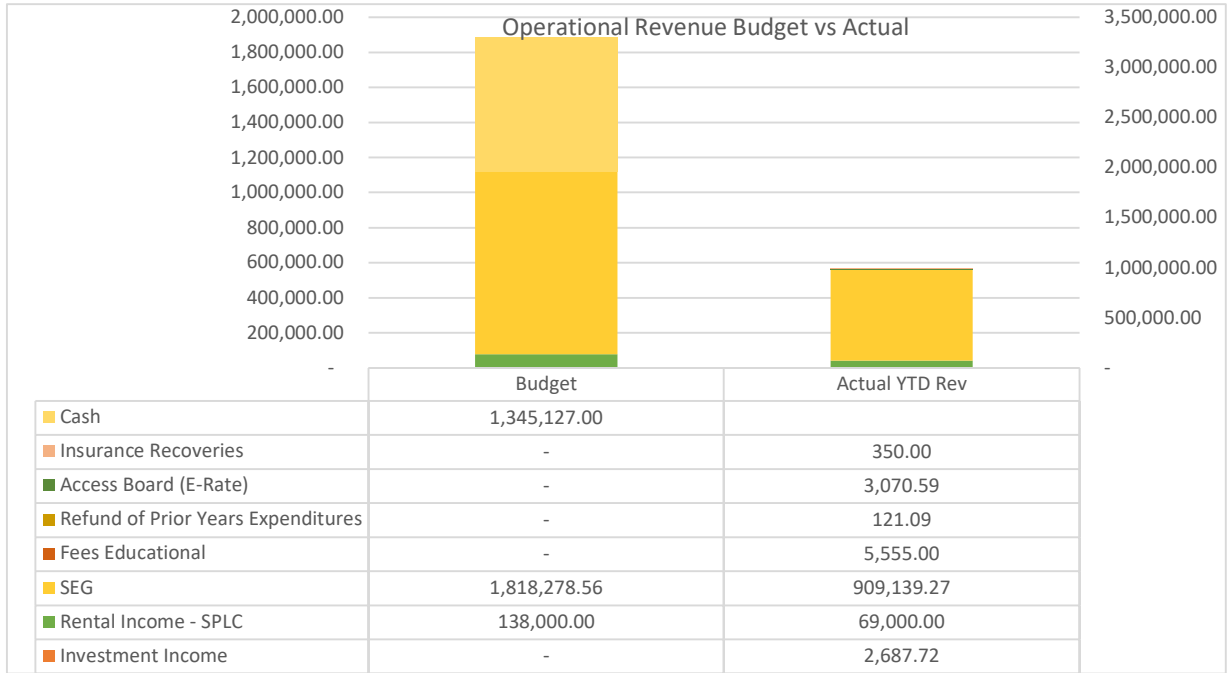
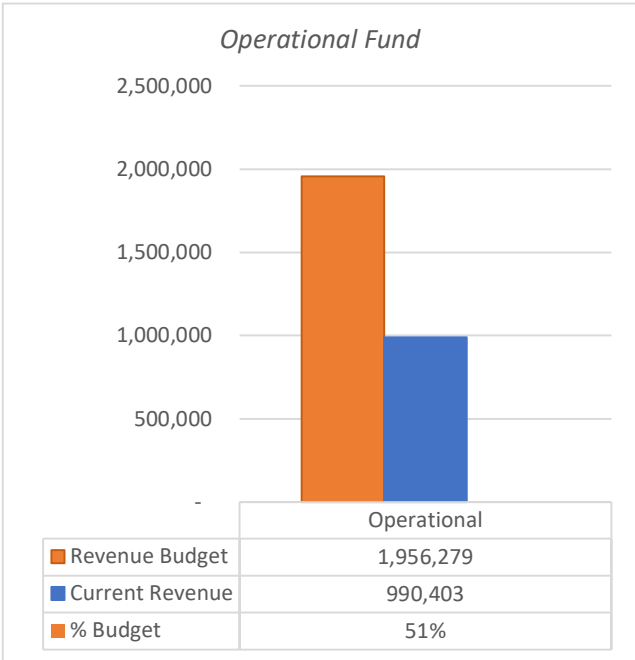


Southwest Secondary Learning Center

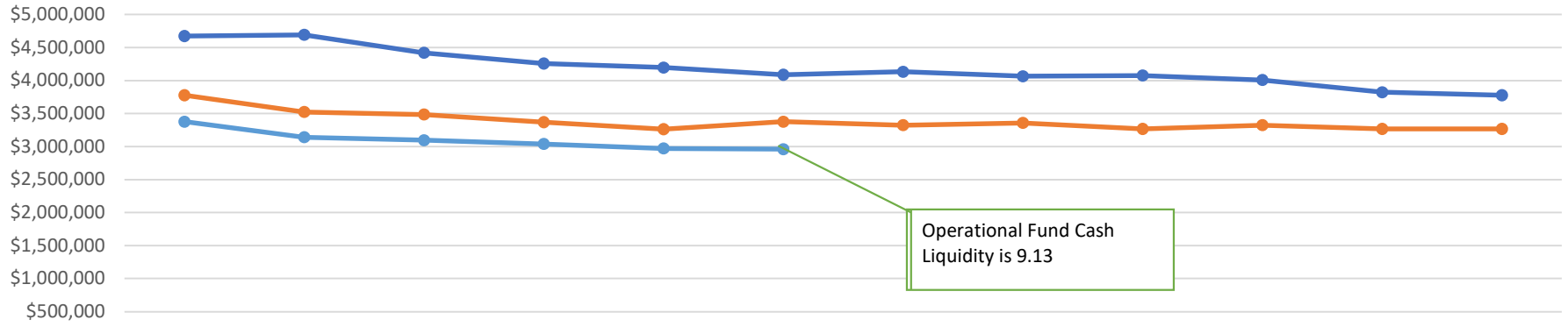
Expenditure Analytical Review

December 31, 2024





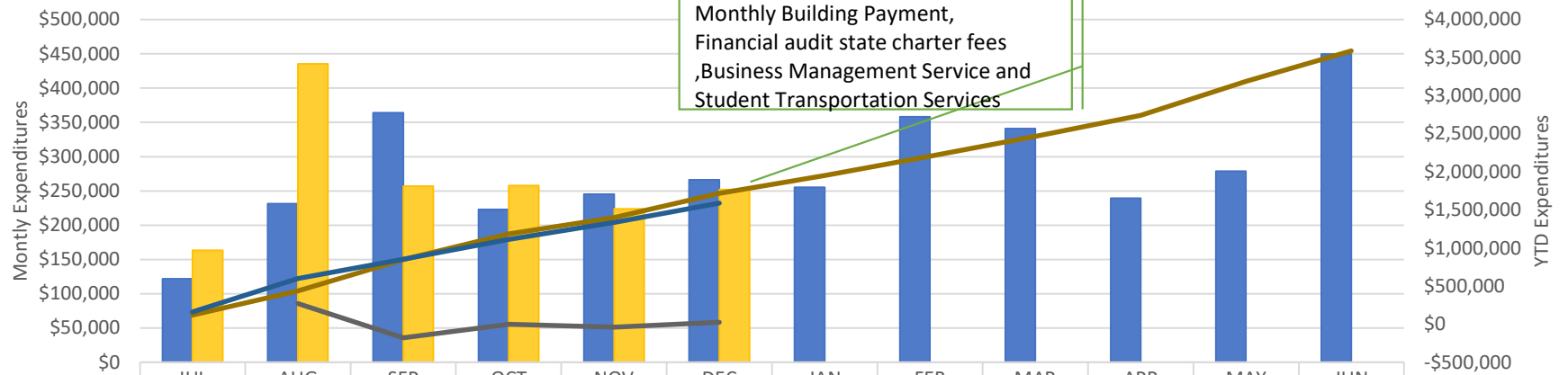
Monthly Cash Balance All Funds



Operational Fund Cash
Liquidity is 9.13

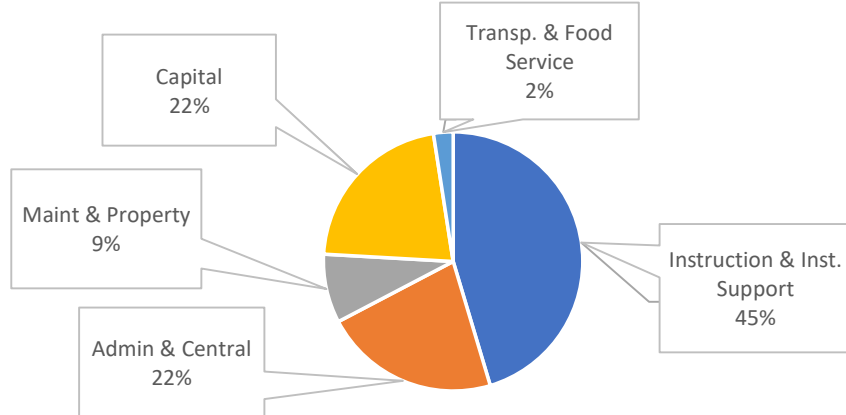
	JUL	AUG	SEP	OCT	NOV	DEC	JAN	FEB	MAR	APR	MAY	JUN
● FY2023	\$4,674,718	\$4,691,905	\$4,419,868	\$4,258,385	\$4,198,427	\$4,086,117	\$4,134,484	\$4,064,950	\$4,076,937	\$4,008,462	\$3,823,733	\$3,776,348
● FY2024	\$3,777,605	\$3,525,587	\$3,484,821	\$3,368,758	\$3,262,316	\$3,378,234	\$3,324,684	\$3,356,181	\$3,267,929	\$3,323,881	\$3,265,362	\$3,265,894
● FY2025	\$3,376,110	\$3,141,973	\$3,097,666	\$3,041,547	\$2,970,893	\$2,961,833						

Yearly Expenditure Comparison by Month - All Funds



	JUL	AUG	SEP	OCT	NOV	DEC	JAN	FEB	MAR	APR	MAY	JUN
2023/2024	\$121,731	\$231,386	\$363,812	\$222,911	\$245,183	\$266,548	\$255,167	\$358,293	\$341,202	\$239,485	\$279,034	\$449,912
2024/2025	\$163,530	\$435,081	\$257,039	\$257,689	\$223,623	\$252,235						
Monthly Change		\$271,551	-\$178,042	\$650	-\$34,066	\$28,613						
YTD PY	\$121,731	\$436,902	\$852,960	\$1,184,82	\$1,403,62	\$1,717,61	\$1,955,47	\$2,208,28	\$2,465,25	\$2,740,26	\$3,187,74	\$3,589,17
YTD	\$163,530	\$598,610	\$855,649	\$1,113,33	\$1,336,96	\$1,589,19						

Estimated Expenditures by Function - All Funds



Estimated Expenditures by Object - All Funds

