

Welcome to Northpoint Charter School Dual Credit University



**NORTHPOINT
VOYAGERS**

Dual Credit Coordinator:
Amelia Riehl
ariehl@northpointcharter.com
(505) 296-7677 ext 144

Who is Eligible for Dual Credit?

Our students do best at CNM when they have reached the following milestones:

- a. Age 15 and second semester sophomore
- b. Are in good standing in Edgenuity and Dual Credit classes
- c. Passed the CNM ALEKS exam (math) and/or Completed the Directed Self Placement (DSP) Survey
- d. Finished and passed Algebra II (for math classes)
- e. Can drive themselves or have steady transportation
- f. Have their own cellphone (for logging into the CNM portal)


Why choose Dual Credit?

- Most college degrees require English 1110 and English 1120
- Get deeper into subjects you enjoy, like Chemistry
- Take a language in person with an instructor
- Take a Career Readiness class or two to prepare for future careers
- Get support from your Northpoint teachers while gaining college credits
- Get .5 core High School Credit, .5 Elective credit and college credit for each core course
- Classes and books are free (some programs have additional fees that must be paid by the family)

Benefits of the CNM Experience

- CNM has small class sizes
- CNM's Montoya campus is only 1 mile from Northpoint's campus
- Many of the professors teach at both UNM and CNM
- CNM parking passes are \$15 per term

How do I register for CNM?

- Go to CNM.edu select  in the top left corner
- Use your legal name (there is a place later to enter preferred name and pronouns)
- Enter a personal email
- Once you have created a password you can continue your application
- You will need:
 - Your address
 - YOUR cellphone number
 - Your Social Security Number
- Your student type is “Dual Credit Student”
- Selecting the correct program is not critical



CNM Central New Mexico Community College | **CNM ONLINE**

Application Checklist

Criminal Justice AAS - SPRING 2023 (starts 1/9)
Last day to apply 2023-04-23

- Program Information
- Legal Name
- Permanent Address
- Residency Information
- Personal Information
- High School Information
- College Information
- Requested Information
- Admissions Agreement

<https://www.cnm.edu/depts/student-recruitment-and-outreach/dual-credit/dual-credit-register>

I registered for CNM

What are the next steps?

- After you complete your application in 2-6 days you will receive a CNM ID# and access to your **mycnm** account
- Your temporary password is included in your email with your ID#
- **Email the Dual Credit Coordinator your CNM ID#**
 - Schedule a time to take the ALEKS either at Northpoint or any CNM campus
 - You can take the ALEKS multiple times if necessary. One time per day.
 - Contact Amelia Riehl to schedule your placement exam!

Last steps before registration

You will need access to your CNM ID# and your phone for the following:

- Complete the Directed Self Placement Survey
 - <https://www.cnm.edu/depts/assessment-center/dsp>
- Watch the New Student Orientation Video
 - <https://www.cnm.edu/depts/student-recruitment-and-outreach/new-student-orientation/dual-credit-student-orientation>
- Complete the Dual Credit Agreement Form Online
 - https://app.signnow.com/html/signing/invite?route=invite_form&document_id=dbcd17d8facf40f494dbbf3992f8ff11c9d617d9&access_token=36696e73f8e8bdfo4344f4e375fo554521799a9d10a39614ca6ba4b09f9fa529&mobileweb=app_or_mobileweb_choice&user_agent=web
 - You will need a parent email and your STARS ID

You are ready to register for classes!


- Registration opens approximately 2 months before the beginning of a term
 - Spring Registration opens in October for new and returning students
 - Summer Registration generally opens at the end of February/beginning of March for new and continuing students
 - Fall Registration begins in June
- Choose your classes in the weeks leading up to registration with your sponsor teacher/ Dual Credit Coordinator
 - Focus on Completing High School Graduation credits first!
 - Use the program catalogue to determine the classes you will need to receive your degree to help you narrow down your choices
 - https://www.cnm.edu/programs/programs-a-z#c6=all&c4=&b_start=o

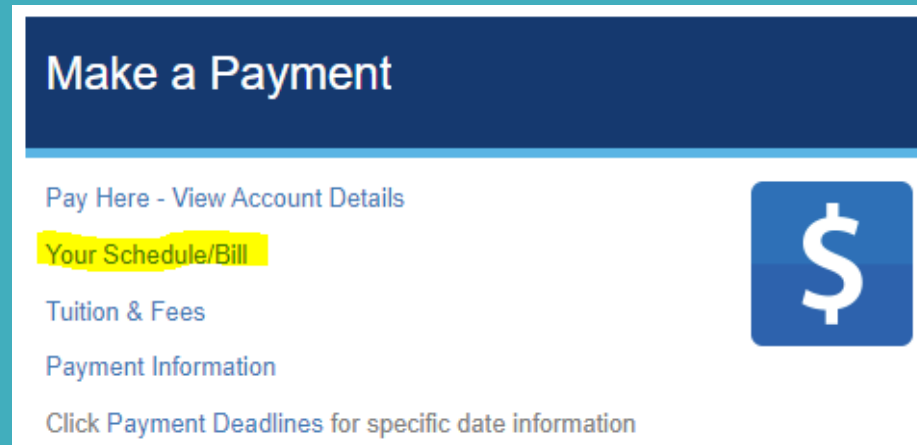
Finalizing your Registration

As soon as possible after the registration window opens

- Log in to mycnm.edu
 - Follow along with this video to help you finalize the courses you have selected. The format of edunav has changed slightly, but this is still helpful!
- <https://youtu.be/DWWFN6Vaq5o>
- Please finalize your registration, simply adding them to your plan is not enough!
- Once you are registered you need to get a voucher/ waiver for books

Books

- Login to **mycnm**. You need your CNM email, password, and phone to verify this!
- Click on the  Cashier blue bar on the left of your “Welcome” screen
- On the far right under “Make a Payment” click Your Schedule/ Bill



- Then click submit on the appropriate term
- Print the Student Schedule and Fee Statement screen

Term

Books

CENTRAL NEW MEXICO COMMUNITY COLLEGE
Student Schedule and Fee Statement
Fall 2024 Term

COURSE SCHEDULE TOTAL HOURS: 3.00

ONLINE

CRN	SUBJ	CRSE	SEC	COURSE TITLE	CR	GR	SESSION	DAYS	TIMES	BLDG	ROOM
71828	FYEX	1110	D01	FIRST YEAR SEMINAR	3	T	ONLINE	-		ONLINE	ONLINE
16-SEP-2024 - 08-DEC-2024											

***** REGISTRATION FEES *****

Please go to our website <https://www.cnm.edu/depts/cashier/payment-deadlines> for payment dates and deadlines. You must drop classes you do not plan to attend. You are responsible for or nonattendance. Schedule changes may result in additional charges.

***** STUDENT ACCOUNT MEMO *****

DESCRIPTION	AMOUNT	
Total Student Account Memo	\$ 0.00	Your classes will be held if an amount greater than 0.00 is listed under STUDENT ACCOUNT MEMO. Please allow up to 12 hours for memo update: A parking permit is required to park on all CNM campuses. Please visit the CNM Parking Services web site https://www.cnm.edu/depts/parking

- Please either email this to the Dual Credit Coordinator and Registrar
OR
- Print it and bring it in. Please include your CNM ID# in your email/ write it on your printout

FAQs

- Do I have to take the ALEKS/ DSP/ Watch the Orientation video/ Complete the Dual Credit Agreement each semester?
 - No, You only need to retake the Accuplacer or DSP if you need to test higher to be eligible for a class. The orientation video may be rewatched as a new student once you graduate, but it is not required. The Dual Credit Agreement is good for your entire time at Northpoint
- How do I take the ALEKS at the Northpoint Charter School Campus?
 - Make an appointment with the dual credit coordinator!
- What if my account says I owe money?
 - Bring it to the Dual Credit Coordinator immediately, your graduation date may be wrong and/or you may not be registered as a Dual Credit student.
- What if I cannot register for a class?
 - Send a screenshot to the Dual Credit Coordinator of the error message or come into Northpoint Charter and the Dual Credit Coordinator will help you!

FAQs

- What if I have an IEP/ 504 with accommodations?

- Reach out to the Accessibility Resource Center to schedule a time to meet with a counselor and give them a copy of your documents.

<https://www.cnm.edu/depts/accessibility-services>

- How do I access my Online books for CNM?

- Use CNM Brightspace for all online assignments/ books. Top right corner of www.cnm.edu

- What do I do with my physical books after the semester is over?

- Bring them back to Northpoint and check them in with the bookroom/ session desk.
 - Unreturned books may hold up your transcript/diploma!
- If you want to keep any books, you must purchase them yourselves.